YINGTAI Profile

Yingtai Group Co., Ltd. is a non domain name enterprise group integrating science, industry and trade across industries and regions. It is the main drafting and revision unit of national standards for diesel generator sets, the technical committee unit for mob le power stations of China Electrotechnical Society, the standardization committee unit for mobile power stations of China, the technical commit:ee unit for China Data Center, and the national emergency product reserve base. The "Yingtai" trademark has been awarded a famous trademark in Jiangsu Province, and the "Yingtai" brand brushless generator has been awarded a famous brand product in Jiangsu Province. The market share of the "Yingtai" brand generator set is among the top in the same industry in China.

The company has over 600 employees, covers an area of 240000 square meters, has assets of 760 mil ion yuan, and an annual output value of over 1 billion yuan. The group has six wholly-owned subsidiaries, including Jiangsu Yingtai Electromechanical Co., Ltd., Jiangsu Jinyingtai Latex Products Co., Ltd., Yangzhou Yingtai Machinery Co., Ltd., Yangzhou Wanda Radiator Co., Ltd., Yangzhou Jingtai Surface Decoration Co., Ltd., and Yingtai Group Electromechanical Engineering Installation Co., Ltd., which have laid a solid foundation for the company's development.

The company's main products include generators, generator sets (diesei, gasoline, heavy oi , gas), solar energy, energy storage, integrated intel igent equipment for wind and solar oil (gas) storage, high and low voltage switchgear, high-end automotive accessories, latex products, various engineering machinery, and automotive heat exchangers.

YINGTAI Profile

The company adopts international advanced standards and has research and development platforms such as the Jiangsu Province Wind Energy Oil and Gas Storage Complementary Power Generation System Engineering Technology Research Center and graduate workstations. The product has passed ISO9001: International Quality Management System Certification, ISO14001: Environmental Management System Certification, as well as OHSAS18001: Occupational Health and Safety Management System Certification, Tyre Certification, CE (International Safety) Certif cation, etc. The high and low voltage switchgear has passed the national 3C certification. The "Yingtai" brand generator set has a number of patents, patent name: a mobile silent diesel generator set, patent number: 201721153035.4; Patent name: a ventilation and heat dissipation system for power cars. Patent number: 201721188333.7 and other more than 20 national invention and utility model patents. The diesel generator set won the National Science and Technology Gold Award. The unit is matched with engines of well-known brands at home and abroad, and has become a main engine supporting (OEM) factory and technical service center such as Cummins, Perkins, MTU, Sweden Volvo, Pangu, Deutz AG, Shanghai Diesel, Yuchai, Jichai, Weichai. There are 65 technical service stations nationwide, with three guarantees for products and a nationwide continuous guarantee for technical services. The product has won nultiple bids in national large-scale engineering projects and government procurement bidding projects. The intelligent Yingtai Cloud system units are widely used in various fields such as railways, electric ty, water conservancy, communication, healthcare, finance, real estate, and the military, and are highly praised. Yingtai's products have an annual export volume of over ten million US dollars and are exported to dozens of countries and regions around the world.

In over 50 years of business practice, Yingtai people have cultivated and shaped the core values of "building a first-class team of employees, creating first-class business performance, and establishing a first-class corporate image" and the corporate spirit of "always starting a business and striving for excellence". The enterprise has established a good social image in its development, emphasizing honesty and credibility, developing together with customers, and advancing together with society.



英泰®
YING TAI

YINGTAI Honors























Catalogue

01 Yuchai Diesel Generator Set

05 Dongfeng Cummins Diesel Generator Set

09 Chongqing Cummins Diesel Generator Set

13 Weichai Diesel Generator Set

17 Shangchai Diesel Generator Set

21 Volvo Diesel Generator Set

23 Perkins Diesel Generator Set

25 Lingzhong/Weifang Diesel Generator Set

27 Googol Series Diesel Generator Set

29 MTU Diesel Generator Set

33 Huachai Deutz Series Generator Set

35 Imported Cummins Diesel Generator Set

39 The high-voltage generator set

49 Fuel Gas Set

51 Generator

53 Multifunctional Power Station

55 Low Noise Mobile power Station

56 Electrical Cabinet

57 Typical user and service station information



YC4D series



YC6A Series



YC12VTD series

The Yingtai/Yuchai generator set adopts the diesel engine produced by Yuchai Machinery Co., Ltd. (Guangxi Yuchai Ship Electric Power Co., Ltd.) for power generation and is matched with the Yingtai brand generator. Yingtai/Yuchai are both well-known independent brands, with advantages such as compact structure, small size, large power reserve, stable operation, good speed regulation performance, and high reliability. Suitable for use as a conventional or backup emergency power source in industrial and mining industries, data centers, military units, government schools, and high-rise buildings. There is a technical service network every 40 kilometers in the domestic area, and more than 30 service networks internationally, filling the gap of domestic famous brand machines (large, medium, and small power) exported to foreign countries and having a good service system, and also filling the domestic gap of high-power series units in China's third (T3).



广西玉柴船电动力有限公司
OEM授权证书
YCYT001

CERTIFICATE
THIS IS TO CERTIFY THAT
Yingtai Group Co., Ltd.

授权指派APPOINTED BY



YC16VC Series

Genset									Engine													
GensetModel	Main power		Backup power		Main current Power(A)	Backup current Power(A)	Net Weight	Overall Dimensions L*W*H(m)	Brand	Engine Type	Main power Power(Kw)		Backup power Power(kW)	No Of Cylinders	Bore/ Stroke(mm)	Exhaust volume(L)	Compression ratio	Fuel consumption (G/kW · H)	Fuel Consumptio (L/H)	Oil capacity (L)	Type Of Governor	Liquid cooling capacity(L)	Emission levels
	kW	kVA	kW	kVA																		
16GF	16	20	17.6	22	28.8	31.68	550	1.4*0.64*1.0	Guangxi Yuchai	YC4V35-D20	23		25	4	89*100	2.5	17.5:1	≤ 250	6.80	6.5	electronic speed control	21	T2
24GF	24	30	26	32.5	43.2	46.8	580	1.5*0.64*1.0		YC4V45Z-D20	30		33	4	89*100	2.5	17.5:1	≤ 240	8.52	6.5	electronic speed control	21	T2
30GF	30	37.5	33	41.25	54	59.4	600	1.5*0.64*1.0		YC4V55Z-D20	38		42	4	89*100	2.5	17.5:1	≤ 240	10.79	6.5	electronic speed control	21	T2
36GF	36	45	40	50	64.8	72	858	1.85*0.77*1.20		YC4D60-D25	40		44	4	102*118	3.86	17.5:1	≤ 220	10.41	12	electronic speed control	21.35	T2
50GF	50	62.5	55	68.75	72	99	872	1.9*0.77*1.20		YC4D90Z-D25	60		66	4	110*125	4.75	17.5:1	≤ 212	15.05	13.5	electronic speed control	24	T2
60GF	60	75	64	80	108	115.2	1100	1.9*0.77*1.20		YC4A100Z-D25	70		77	4	110*125	4.75	17.5:1	214	17.72	13.5	electronic speed control	27	T2
90GF	90	100	100	125	162	180	1205	2.0*0.75*1.40		YC4A140L-D25	100		110	4	110*125	4.75	17.5:1	205	24.26	13.5	electronic speed control	27	T2
100GF	100	125	110	137.5	180	198	1235	2.20*0.8*1.40		YC4A180L-D20	120		132	4	108*132	4.84	17.5:1	208.2	29.57	17	electronic speed control	27	T2
100GF	100	125	110	137.5	180	198	1378	2.50*0.90*1.40		YC6B180L-D20	120		132	6	108*125	6.87	17.5:1	198.4	28.18	17	electronic speed control	31	T2
120GF	120	150	130	162.5	216	234	1520	2.50*0.90*1.40		YC6B205L-D20	138		152	6	108*125	6.87	17.5:1	210.8	34.43	17	electronic speed control	31	T2
150GF	150	187.5	160	200	270	288	1600	2.50*0.97*1.55		YC6A245L-D21	165		181	6	108*132	7.25	17.5:1	203.3	39.7	24	electronic speed control	55	T2
200GF	200	250	220	275	360	396	2046	2.90*1.15*1.67		YC6MK350L-D20	235		258.5	6	123*145	10.34	16.8:1	203.3	56.54	30	electronic speed control	65	T2
250GF	250	312.5	280	350	450	504	2056	2.83*1.05*1.75		YC6MK420L-D20	281		309	6	123*145	10.34	16.8:1	203.9	67.81	30	electronic speed control	65	T2
300GF	300	375	320	400	540	576	2108	2.93*1.05*1.75		YC6MJ500L-D21	334		367	6	131*145	11.73	16.8:1	201.75	79.74	30	electronic speed control	62	T2
360GF	360	450	400	500	648	720	3735	3.52*1.23*1.80		YC6T600L-D22	401		441	6	145*165	16.35	15.0:1	204.5	97.05	56	electronic speed control	88	T2
400GF	400	500	440	550	720	792	3735	3.50*1.34*1.87		YC6T660L-D20	441		485	6	145*165	16.35	15.0:1	208.4	108.76	56	electronic speed control	88	T2

Genset									Engine													
GensetModel	Main power		Backup power		Main current Power(A)	Backup current Power(A)	Net Weight	Overall Dimensions L*W*H(m)	Brand	Engine Type	Main power Power(Kw)		Backup power Power(kW)	No Of Cylinders	Bore/ Stroke(mm)	Exhaust volume (L)	Compression ratio	Fuel consumption (G/kW · H)	Fuel Consumptio (L/H)	Oil capacity (L)	Type Of Governor	Liquid cooling capacity(L)	Emission levels
	kW	kVA	kW	kVA																		
16GF	16	20	17.5	21.87	28.8	31.5	580	1.5*0.65*1.0		YCDV254FHZ-25	20		22	4	89*100	2.5	17.5:1	220	5.21	8	Electric controlled high-pressure common rail	21	T3
20GF	20	25	22	27.5	36	39.6	580	1.5*0.65*1.0		YCDV254FHZ-35	25		27.5	4	89*100	2.5	17.5:1	222	6.57	8	Electric controlled high-pressure common rail	21	T3
24GF	24	30	26.4	33	43.2	47.52	620	1.55*0.65*1.0		YCDV254FHZ-40	30		33	4	89*100	2.5	17.5:1	225	7.99	8	Electric controlled high-pressure common rail	21	T3
30GF	30	37.5	33	41.25	54	59.4	650	1.6*0.65*1.0		YCDV254FHZ-50	36.8		40.5	4	89*100	2.5	17.5:1	228.3	9.94	8	Electric controlled high-pressure common rail	21	T3
40GF	40	50	44	55	72	79.2	650	1.65*0.73*1.0		YCD4V33H6-75	50		55	4	89*100	2.5	17.5:1	220	13.02	6.5	Electric controlled high-pressure common rail	25	T3
45GF	45	56.25	50	62.5	81	90	660	1.8*0.75*1.2		YC4D80-D34	53		59	4	102*118	3.86	17.5:1	210	13.17	12	Electric controlled high-pressure common rail	27	T3
50GF	50	62.5	55	68.75	90	99	700	1.9*0.75*1.2		YC4D90-D34	60		66	4	102*118	3.86	17.5:1	199	14.13	12	Electric controlled high-pressure common rail	27	T3
60GF	60	75	64	80	108	115.2	760	1.9*0.75*1.2		YC4D105-D34	70		77	4	110*125	4.75	17.5:1	210	17.4	13.5	Electric controlled high-pressure common rail	27	T3
80GF	80	100	90	112.5	144	162	875	2.0*0.75*1.22		YC4D140-D31	100		110	4	110*125	4.75	17.5:1	198	23.43	13.5	Electric controlled high-pressure common rail	27	T3
90GF	90	112.5	100	125	162	180	895	2.0*0.75*1.22		YC4D155-D31	103		113	4	108*115	4.21	16.7:1	223.5	27.24	13	Electric controlled high-pressure common rail	27	T3
80GF	80	100	88	110	144	158.4	1100	2.0*0.75*1.4		YC4A140-D30	95		105	4	108*132	4.84	17.5:1	223.3	25.1	17	Electric controlled high-pressure common rail	27	T3
90GF	90	112.5	100	125	162	180	1100	2.0*0.75*1.4		YC4A155-D30	103		113	4	108*132	4.84	17.5:1	219.4	26.74	17	Electric controlled high-pressure common rail	27	T3
90GF	90	112.5	100	125	162	180	1205	2.2*0.8*1.4		YC4A165-D30	110		121	4	108*132	4.84	16.0:1	215.1	28	17	Electric controlled high-pressure common rail	27	T3
110GF	110	137.5	120	150	198	216	1235	2.2*0.8*1.4		YC4A190-D30	125		138	4	108*132	4.84	16.0:1	213	31.51	17	Electric controlled high-pressure common rail	27	T3
120GF	120	150	130	162.5	216	234	1500	2.4*0.96*1.52		YC6A205-D30	138		152	6	108*132	7.25	17.5:1	213.8	34.92	24	Electric controlled high-pressure common rail	55	T3
140GF	140	175	150	187.5	252	270	1550	2.5*0.96*1.5		YC6A230-D30	155		171	6	108*132	7.25	17.5:1	214.3	39.31	24	Electric controlled high-pressure common rail	55	T3
150GF	150	187.5	160	200	270	288	1550	2.5*0.96*1.52		YC6A245-D30	165		181	6	108*132	7.25	17.5:1	211.4	41.28	24	Electric controlled high-pressure common rail	55	T3
160GF	160	200	180	225	288	324	1550	2.5*0.96*1.52		YC6A275-D30	185		203	6	108*132	7.25	17.5:1	212.6	46.55	24	Electric controlled high-pressure common rail	55	T3
200GF	200	250	220	275	360	396	1950	2.7*1.16*1.45		YCA08350-D30	235		259	6	110*132	7.52	17.5:1	198.82	55.29	24	Electric controlled high-pressure common rail	60	T3
200GF	200	250	220	275	360	396	2085	2.9*1.15*1.7		YC6MK350-D30	235		259	6	123*145	10.34	16.8:1	204.4	56.84	30	Electric controlled high-pressure common rail	65	T3
250GF	250	312.5	280	350	450	504	2200	2.9*1.15*1.7		YC6MK420-D30	281		309	6	123*145	10.34	16.8:1	203.1	67.54	30	Electric controlled high-pressure common rail	65	T3
280GF	280	350	/	/	504	/	2200	3.0*1.13*1.7		YC6MK450-D30	301		331	6	123*145	10.34	16.8:1	201.4	71.74	30	Electric controlled high-pressure common rail	65	T3
300GF	300	375	320	400	540	576	2400	3*1.15*1.72		YC6MJ500-D30	334		367	6	131*145	11.73	16.8:1	205.02	81.04	30	Electric controlled high-pressure common rail	89	T3
320GF	320	400	360	450	576	648	2400	3*1.15*1.72		YC6MJ540-D30	365		402	6	131*145	11.73	14.0:1	201.1	86.87	37	Electric controlled high-pressure common rail	89	T3
360GF	360	450	400	500	648	720	2500	3*1.15*1.72		YC6MJ600-D30	401		441	6	131*145	11.73	14.0:1	202.6	96.15	37	Electric controlled high-pressure common rail	89	T3
300GF	300	375	320	400	540	576	2600	3.1*1.13*1.82		YC6K500-D31	335		370	6	129*155	12.16	16.5:1	206	81.67	34	Electric controlled high-pressure common rail	65	T3
300GF	300	375	320	400	540	576	2600	3.1*1.13*1.82		YC6K500-D30	335		370	6	129*155	12.16	16.5:1	206	81.67	34	Electric controlled high-pressure common rail	65	T3
320GF	320	400	340	425	576	612	2700	3.1*1.13*1.82		YC6K520-D30	356		382	6	129*155	12.16	16.5:1	208	87.63	34	Electric controlled high-pressure common rail	65	T3
360GF	360	450	400	500	648	724	2850	3.2*1.13*1.82		YC6K600-D30	401		441	6	129*165	12.94	16.5:1	210	99.66	34	Electric controlled high-pressure common rail	65	T3
400GF	400	500	440	550	720	792	2900	3.2*1.13*1.82		YC6K660-D30	441		490	6	129*165	12.94	17.5:1	195	101.77	34	Electric controlled high-pressure common rail	65	T3
400GF	400	500	440	550	720	792	3800	3.6*1.24*1.95		YC6T660-D31	441		485	6	145*165	16.35	15.0:1	215.5	112.47	56	Electronic unit pump	88	T3
450GF	450	562.5	500	625	810	900	5200	3.6*1.58*2.13		YC6TD780-D31	520		572	6	152*180	19.6	14.0:1	210.2	129.35	55	Electronic unit pump	130.5	T3
500GF	500	625	550	687.5	900	990	5500	3.6*1.58*2.13		YC6TD840-D31	561		616	6	152*180	19.6	14.0:1	213.2	141.54	55	Electronic unit pump	130.5	T3
550GF	550	687.5	600	750	990	1080	6000	3.6*1.58*2.13	Guangxi Yuchai	YC6TD900-D31	605		665	6	152*180	19.6	14.0:1	213	152.5	55	Electronic unit pump	130.5	T3
450GF	450	562.5	500	625	810	900	5200	3.6*1.58*2.13		YC6TD780-D30	520		572	6	152*180	19.6	14.0:1	210	129.23	52	Common rail	130.5	T3
500GF	500	625	550	687.5	900	990	5500	3.7*1.58*2.13		YC6TD840-D30	561		616	6	152*180	19.6	14.0:1	210	139.42	52	Common rail	130.5	T3
550GF	550	687.5	600	750	990	1080	6000	3.8*1.58*2.13		YC6TD900-D30	605		665	6	152*180	19.6	14.0:1	210	150.36	52	Common rail	148	T3
600GF	600	750	660	825	1080	1188	6300	3.8*1.58*2.13		YC6TD1000-D30	668		735	6	152*180	19.6	14.0:1	210	166.01	52	Common rail	160	T3
650GF	650	812.5	710	887.5	1170	1278	6500	4.2*2.0*2.28		YC6TH1070-D31	715		787	6	175*195	28.14	14.0:1	207.1	175.24	113	Electronic unit pump	200	T3
730GF	730	912.5	800	1000	1314	1440	6750	4.2*2.0*2.28		YC6TH1220-D31	815		897	6	175*195	28.14	14.0:1	206.1	198.78	113	Electronic unit pump	200	T3
800GF	800	1000	900	1125	1440	1620	7000	4.3*2.0*2.28		YC6TH1320-D31	880		968	6	175*195	28.14	14.0:1	207.2	215.78	113	Electronic unit pump	200	T3
600GF	600	750	660	825	1080	1188	7200	4.5*1.68*2.31		YC6C1020-D31	680		748	6	200*210	39.58	14.5:1	209	168.19	160	Electronic unit pump	230	T3
650GF	650	812.5	710	887.5	1170	1278	7500	4.5*1.68*2.31		YC6C1070-D31	715		787	6	200*210	39.58	14.5:1	212.1	179.47	160	Electronic unit pump	230	T3
730GF	730	912.5	800	1000	1314	1440	7800	4.5*1.68*2.31		YC6C1220-D31	815		897	6	200*210	39.58	14.5:1	209	201.58	160	Electronic unit pump	230	T3
800GF	800	1000	900	1125	1440	1620	8000	4.7*1.76*2.56		YC6C1320-D31	880		968	6	200*210	39.58	14.5:1	208.8	217.45	160	Electronic unit pump	230	T3
900GF	900	1125	1000	1250	1620	1800	8200	4.7*1.76*2.56		YC6C1520-D31	1016		1118	6	200*210	39.58	13.5:1	208.2	250.33	160	Electronic unit pump	230	T3
1000GF	1000	1250	1100	1375	1800	1980	8500	4.7*2.15*2.56		YC6C1660-D31	1110		1221	6	200*210	39.58	13.5:1	208.2	273.49	160	Electronic unit pump	230	T3
1000GF	1000	1250	1100	1375	1800	1980	8500	4.7*2.15*2.56		YC6C1660-D30	1110		1221	6	200*210	39.58	13.5:1	208.2	273.49	160	High voltage common rail	230	T3
800GF	800	1000	900	1125	1440	1620	7700	4.4*2.1*2.45		YC12VTD1350-D30	900		990	12	152*180	39.2	14.0:1	212.8	226.65	215	Electric controlled high-pressure common rail	500	T3
900GF	900	1125	1000	1250	1620	1800	8000	4.4*2.1*2.45		YC12VTD1500-D30	1000		1100	12	152*180	39.2	14.0:1	210.8	249.47	215	Electric controlled high-pressure common rail	510	T3
1000GF	1000	1250	1100	1375	1800	1980	8300	4.4*2.1*2.45		YC12VTD1680-D30	1120		1230	12	152*180	39.2	14.0:1	210.2	278.61	215	Electric controlled high-pressure common rail	520	T3
1100GF	1100	1375	1200	1500	1980	2160	8800	4.5*2.1*2.45		YC12VTD1830-D30	1220		1342	12	152*180	39.2	14.0:1	209.1	301.9	215	Electric controlled high-pressure common rail	530	T3
1200GF	1200	1500	1300	1625	2160	2340	9200	4.5*2.1*2.45		YC12VTD2000-D30	1345		1480	12	152*180	39.2	14.0:1	210.2	334.58	215	Electric controlled high-pressure common rail	540	T3
1200GF	1200	1500	1350	1687.5	2160	2430	13500	5.5*2.1*2.56		YC12VC2070-D31	1380		1520	12	200*210	79.17	13.5:1	205.3	335.28	370	Electronic unit pump	554	T3
1350GF	1350	1687.5	1500	1875	2430	2700	14000	5.5*2.1*2.56		YC12VC2270-D31	1520		1670	12	200*210	79.17	13.5:1	203.6	366.24	370	Electronic unit pump	608	T3
1500GF	1500	1875	1650	2062.5	2700	2970	14800	5.7*2.1*2.94		YC12VC2510-D31	1680		1850	12	200*210	79.17	13.5:1	207	411.55	370	Electronic unit pump	626	T3
1700GF	1700	2125	1800	2250	3060	3240	15500	5.7*2.1*2.94		YC12VC2700-D31	1805		1985	12	200*210	79.17	13.5:1	204.4	436.62	370	Electronic unit pump	651	T3
1800GF	1800	2250	2000	2500	3240	3600	16000	5.8*2.1*2.94		YC12VC3000-D30	2005		2206	12	200*210	79.17	13.5:1	210.7	499.94	370	Electronic unit pump	676	T3
1350GF	1350	1687.5	1500	1875	2430	2700	12000	4.8*2.2*2.6		YC16VTD2270-D30	1520		1672	16	152*180	52.26	14.0:1	205.7	370.02	310	Electronic unit pump	600	T3
1500GF	1500	1875	1650	2062.5	2700	2970	12800	4.8*2.2*2.6		YC16VTD2510-D30	1680		1850	16	152*180	52.26	14.0:1	205	407.57	310	Electronic unit pump	600	T3
1700GF	1700	2125	1800	2250	3060	3240	13500	4.8*2.2*2.6		YC16VTD2700-D30	1805		1985	16	152*180	52.26	14.0:1	199.9	427.01	310	Electronic unit pump	600	T3
1800GF	1800	2250	2000	2500	3240	3600	17000	7.0*2.96*3.5		YC16VC3000-D31	2005		2206	16	200*210	105.56	13.5:1	205.7	488.08	430	Electronic unit pump	623.6	T3
2000GF	2000	2500	2200	2750	3600	3960	18000	7.0*2.96*3.5		YC16VC3300-D31	2205		2426	16	200*210	105.56	13.5:1	205.7	536.77	430	Electronic unit pump	623.6	T3
2200GF	2200	2750	2400	3000	3960	4320	19000	7.0*2.96*3.5		YC16VC3600-D31	2405		2646	16	200*210	105.56	13.5:1	206.7	588.3	430	Electronic unit pump	623.6	T3
2400GF	2400	3000	2600	3250	4320	4680	20000	7.0*2.96*3.5		YC16VC4000-D31	2673		2940	16	200*210	105.56	13.5:1	210.5	665.88	430	Electronic unit pump	623.6	T3
2500GF	2500	3125	2750	3437.5	4500	4950	21000	7.3*2.96*3.5		YC16VC4200-D30	2808		3089	16	200*210	105.56	13.5:1	210.5	699.51	430	Electronic unit pump	623.6	T3
2700GF	2700	3375	3000	3750	4860	5400	22000	7.4*2.96*3.5		YC16VC4500-D30	3010		3311	16	200*210	105.56	13.5:1	210.5	749.83	430	Electronic unit pump	623.6	T3
3000GF	3000	3750	3280	4100	5400	5904	23000	7.5*2.96*3.5		YC16VC4900-D30	3280		3608	16	200*210	105.56	13.5:1	210.5	817.09	430	Electronic unit pump	623.6	T3

DONGFENG CUMMINS

Drafting and revision unit of national standard for diesel generator set GB/T2820

英泰® YING TAI

DONGFENG CUMMINS diesel generator sets



4BTA series

YingtaiDongfeng Cummins gonerators are mainly equipped with Yingtai brand gonerators. The generators are characterized by strong power,stable operaton, low noise, low emission and after-sales service al over the world. Some engines have fuel injection system and electronicgoveror. The steady-state speed regulaton rate of diesel engine can be set between 0 (constant speed) and 5%. t can realize long-distance operaton contoland automatc control easly, Trion synchronous exctaton system can make the speed drop of engine recover quickty when it is subjected to sudden loadingEngine overhaul time is ong, reliability is high, combustion system is advanced, emissions meet the current national standards.





QSZ13 series



QSL8.9 series

YINTAI

Genset									Engine													
Genset Model	Main power		Backup power		Main current Power(A)	Backup current Power(A)	Net Weight	Overall Dimensions L*W*H(m)	Brand	Engine Type	Main power Power(kW)		Backup power Power(kW)	No Of Cylinders	Bore/Strokse (mm)	Exhaust Cspacity (L)	Compression Ratio	Lubricating Capacity (L)	Fuel Consumptio (G/kW.H)	Fuel Consumptio (L/H)	Type Of Governor	Liquid coolind capacity(L)	Emission leveis
	kW	kVA	kW	kVA																		
17GF	17	21.25	19	23.75	30.6	34.2	710	1.7*0.9*1.4		4B3.9-G11	20		22	4	102*120	3.9L	17.3:1	10.9	228	6.7	Mechanical speed regulation	30	/
22GF	22	27.5	24	30	39.6	43.2	710	1.7*0.9*1.4		4B3.9-G1	24		27	4	102*120	3.9L	17.3:1	10.9	228	6.7	Mechanical speed regulation	30	/
22GF	22	27.5	24	30	39.6	43.2	710	1.7*0.9*1.4		4B3.9-G2	24		27	4	102*120	3.9L	17.3:1	10.9	228	6.7	Electronic speed regulation	30	/
25GF	25	31.25	27	33.75	45	48.6	710	1.7*0.9*1.4		4B3.9-G12	27		30	4	102*120	3.9L	17.3:1	10.9	228	6.7	Electronic speed regulation	30	/
32GF	32	40	35	43.75	57.6	63	810	1.8*0.9*1.4		4BT3.9-G1	36		40	4	102*120	3.9L	17.3:1	10.9	214	9.3	Mechanical speed regulation	30	/
32GF	32	40	35	43.75	57.6	63	810	1.8*0.9*1.4		4BT3.9-G2	36		40	4	102*120	3.9L	17.3:1	10.9	214	9.3	Electronic speed regulation	30	/
45GF	45	56.25	50	62.5	81	90	960	1.8*0.9*1.4		4BTA3.9-G2	50		55	4	102*120	3.9L	17.3:1	10.9	213	12.9	Electronic speed regulation	34	/
50GF	50	62.5	55	68.75	90	99	960	1.8*0.9*1.4		4BTA3.9-G2	58		64	4	102*120	3.9L	17.3:1	10.9	212	14.9	Electronic speed regulation	34	T Ⅰ
50GF	50	62.5	55	68.75	90	99	1000	1.9*0.9*1.4		4BTA3.9-G11	70		80	4	102*120	3.9L	17.3:1	10.9	208	17.6	Electronic speed regulation	34	/
64GF	64	80	72	90	115.2	129.6	1000	1.9*0.9*1.4		4BTA3.9-G11	70		80	4	102*120	3.9L	17.3:1	10.9	208	17.6	Electronic speed regulation	34	/
75GF	75	93.75	82	103.1	135	147.6	1100	1.9*0.9*1.4		4BTA3.9-G13	87		97	4	102*120	3.9L	17.3:1	10.9	214	9.3	Electronic speed regulation	34	/
75GF	75	93.75	82	102.5	135	147.6	1200	2.15*0.9*1.45		6BT5.9-G1	86		92	6	102*120	5.9L	17.3:1	16.4	214	22.3	Mechanical speed regulation	34	/
75GF	75	93.75	82	102.5	135	147.6	1200	2.15*0.9*1.45		6BT5.9-G2	86		92	6	102*120	5.9L	17.3:1	16.4	214	22.3	Electronic speed regulation	34	/
84GF	84	105	92	115	151.2	165.6	1200	2.15*0.9*1.45		6BT5.9-G2	96		106	6	102*120	5.9L	17.3:1	16.4	214	22.3	Electronic speed regulation	34	/
84GF	84	105	92	115	151.2	165.6	1100	1.9*0.9*1.4		4BTAA3.9-G3	96		106	4	102*120	3.9L	17.3:1	10.9	214	9.3	Electronic speed regulation	34	
92GF	92	115	100	125	165.6	180	1295	2.35*0.9*1.45		6BTA5.9-G2	106		116	6	102*120	5.9L	17.3:1	16.4	211	27	Electronic speed regulation	40	T Ⅰ
108GF	108	135	116	145	194.4	208.8	1375	2.35*1.0*1.5		6BTAA5.9-G2	120		130	6	102*120	5.9L	17.3:1	16.4	208	30	Electronic speed regulation	40	T Ⅰ
120GF	120	150	132	165	216	237.6	1440	2.45*1.1*1.65		6BTAA5.9-G12	140		155	6	102*120	5.9L	17.3:1	16.4	203	34	Electronic speed regulation	40	/
145GF	145	181.25	160	200	261	288	1740	2.45*1.1*1.65		6CTA8.3-G1	163		180	6	114*135	8.3L	17.3:1	27.6	212	42	Mechanical speed regulation	52	T Ⅰ
145GF	145	181.25	160	200	261	288	1740	2.45*1.0*1.60		6CTA8.3-G2	163		180	6	114*135	8.3L	17.3:1	27.6	212	42	Electronic speed regulation	52	T Ⅰ
160GF	160	200	172	215	288	309.6	1800	2.5*1.1*1.65		6CTAA8.3-G2	183		203	6	114*135	8.3L	17.3:1	23.8	205	45	Electronic speed regulation	52	T Ⅰ
200GF 备	/	/	231	288.75	/	415.8	1909.5	2.65*1.1*1.7		6CTAA8.3-G9	/		231	6	114*135	8.3L	17.3:1	23.8	205	45	Electronic speed regulation	52	/
200GF	200	250	211	263.75	360	379.8	1909.5	2.65*1.1*1.7		6LTAA8.9-G2	220		240	6	114*145	8.9L	16.6:1	27.6	197	53	Electronic speed regulation	60	T Ⅱ
200GF	200	250	220	275	360	396	1909.5	2.65*1.1*1.7		6LTAA8.9-G3	230		250	6	114*145	8.9L	16.6:1	27.6	195	54	Electronic speed regulation	60	/
216GF	216	270	240	300	396	432	2160	2.9*1.1*1.7		6LTAA9.5-G3	250		280	6	116.5*148	9.5L	16.6:1	32.4	193	58	Electronic fuel injection	60	/
256GF	256	320	280	350	460.8	504	2160	2.9*1.1*1.7		6LTAA9.5-G1	290		320	6	116.5*148	9.5L	16.6:1	32.4	199	70	Electronic fuel injection	60	/
310GF	310	387.5	340	425	558	612	2780	2.9*1.3*1.9		6ZTAA13-G3	340		380	6	130*163	13L	17:1	45.42	189	76.5	Electronic speed regulation	78	T Ⅱ
350GF	350	437.5	380	475	630	684	2800	2.9*1.3*1.9	Dongfeng Cummins	6ZTAA13-G2	390		415	6	130*163	13L	17:1	45.42	192	89.1	Electronic speed regulation	78	T Ⅱ
350GF	350	437.5	380	475	630	684	2800	2.9*1.3*1.9		6ZTAA13-G4	400		415	6	130*163	13L	17:1	45.42	192	91.4	Electronic speed regulation	78	/
350GF	350	437.5	400	500	630	720	2800	2.9*1.3*1.9		QSZ13-G2	400		440	6	130*163	13L	17:1	45.42	191	88.8	Electronic Control	85	T Ⅱ
360GF	360	450	400	500	648	720	2850	3.3*1.15*2.15		QSZ13-G5	411		470	6	130*163	13L	17:1	75.33	195	93.2	Electronic fuel injection	85	欧2
22GF	22	27.5	24	30	39.6	43.2	700	1.7*0.8*1.2		QSB3.9-G31	25		27	4	102*120	3.9L	17.3:1	10.9	214	20	Electronic fuel injection	30	T3
32GF	32	40	35	43.75	57.6	63	700	1.7*0.8*1.2		QSB3.9-G33	36		40	4	102*120	3.9L	17.3:1	10.9	214	20	Electronic fuel injection	30	T3
48GF	48	60	56	70	86.4	100.8	850	1.85*0.8*1.2		QSB3.9-G2	63		70	4	102*120	3.9L	17.3:1	10.9	214	20	Electronic fuel injection	30	T3
52GF	52	65	58	72.5	93.6	104.4	850	1.85*0.8*1.2		QSB3.9-G35	58		64	4	102*120	3.9L	17.3:1	10.9	214	20	Electronic fuel injection	34	T3
64GF	64	80	72	90	115.2	129.6	1000	2.0*0.9*1.2		QSB3.9-G3	79		88	4	102*120	3.9L	17.3:1	10.9	214	20	Electronic fuel injection	34	T3
75GF	75	93.75	82	102.5	135	147.6	1000	2.0*0.9*1.2		QSB3.9-G37	84		92	4	102*120	3.9L	17.3:1	10.9	214	20	Electronic fuel injection	34	T3
80GF	80	100	88	110	144	158.4	1170	2.4*0.9*1.47		QSB5.9-G2	96		106	6	102*120	5.9L	17.3:1	16.4	215	31	Electronic fuel injection	38	T3
90GF	90	112.5	100	125	162	180	1000	2.0*0.9*1.2		QSB3.9-G39	100		110	4	102*120	3.9L	17.3:1	10.9	214	20	Electronic fuel injection	38	T3
100GF	100	125	110	137.5	180	198	1245	2.4*0.9*1.47		QSB5.9-G30	116		128	6	102*120	5.9L	17.3:1	16.4	215	31	Electronic fuel injection	38	T3
100GF	100	125	112	140	180	201.6	1245	2.4*0.9*1.47		QSB5.9-G3	120		132	6	102*120	5.9L	17.3:1	16.4	215	31	Electronic fuel injection	38	T3
120GF	120	150	130	162.5	216	234	1300	2.5*0.9*1.47		QSB5.9-G31	132		145	6	102*120	5.9L	17.3:1	16.4	215	31	Electronic fuel injection	38	T3
120GF	120	150	132	165	216	237.6	1550	2.4*0.95*1.45		QSB6.7-G3	151		166	6	107*124	6.7L	17.3:1	19.5	213	43	Electronic fuel injection	61	T3
140GF	140	175	158	197.5	252	284.4	1350	2.5*0.9*1.47		QSB5.9-G33	159		175	6	102*120	5.9L	17.3:1	16.4	215	31	Electronic fuel injection	61	T3
144GF	144	180	160	200	259.2	288	1600	2.4*0.95*1.45		QSB6.7-G4	151		166	6	107*124	6.7L	17.3:1	19.5	213	43	Electronic fuel injection	61	T3
150GF	150	187.5	170	212.5	270	306	1600	2.4*0.95*1.45		QSB6.7-G32	173		190	6	107*124	6.7L	17.3:1	19.5	213	43	Electronic fuel injection	61	T3
160GF	160	200	176	220	288	316.8	2100	2.7*1.1*1.62		QSL8.9-G2	206		226	6	114*145	8.9L	16.6:1	27.6	212	60	Electronic fuel injection	63	T3
180GF	180	225	200	250	324	360	2200	2.7*1.1*1.62		QSL8.9-G3	220		242	6	114*145	8.9L	16.6:1	27.6	212	60	Electronic fuel injection	63	T3
188GF	188	235	207	258.75	338.4	372.6	1700	2.5*0.95*1.45		QSB6.7-G31	209		230	6	107*124	6.7L	17.3:1	19.5	213	43	Electronic fuel injection	61	T3
200GF	200	250	220	275	360	396	2300	2.8*1.1*1.69		QSL8.9-G4	235		258	6	114*144.5	8.9L	17.73:1	24	212	60	Electronic fuel injection	63	T3
270GF	270	337.5	300	375	486	540	2500	2.9*1.1*1.62		QSL8.9-G30	301		331	6	114*145	8.9L	16.6:1	27.6	212	60	Electronic fuel injection	63	T3
288GF	288	360	320	400	518.4	576	2850	3.3*1.15*2.15		QSZ13-G6	328		374	6	130*163	13L	17:1	75.33	212	88.7	Electronic fuel injection	85	T3
320GF	320	400	380	475	576	684	2850	3.3*1.15*2.15		QSZ13-G7	367		419	6	130*163	13L	17:1	75.33	209	89.2	Electronic fuel injection	85	T3
380GF	380	475	420	525	684	756	2900	3.3*1.36*1.9		QSZ13-G3	450		470	6	130*163	13L	17:1	45.42	199	104.1	Electronic fuel injection	85	T3
400GF	400	500	450	562.5	720	810	2900	3.3*1.36*1.9		QSZ13-G10	463		509	6	130*163	13L	17:1	45.42	199	104.1	Electronic fuel injection	85	T3

CHONGQING CUMMINS diesel generator sets



19 Series



38 Series

Yingtai/Chongging Cummins Generator Unit is mainly equipped with Yingtai YTW . The Generator Unit has the characteristics of strongpower, stable operaton, low noise, low emission , abundant coniguration and high degree of automation. The engine has PT fuel injection system andEFC electronic govemor Some engines have electronic iniecion system. The steady-state speed requlaton rate of dlese engine can be set between 0(constant speed) and 5% at wil. It can realize remote operation contrdl and automatic control easily. Torsion synchronous excitation system can make theengine speed drop recover quicky when tis subjected to sudden loading.





50 Series

Genset					Engine																
	Main power		Backup power																		
Genset Model	kW	kVA	kW	kVA	Main current Power(A)	Backup current Power(A)	Net Weight	Overall Dimensions L*W*H(m)	Brand	Engine Type	Main power Power(kW)		Backup power Power(kW)	No Of Cylinders	Bore/Strokse (mm)	Exhaust Cspacity (L)	Compression Ratio	Lubricating Capacity (L)	Fuel Consumptio (G/kW.H)	Fuel Consumptio (L/H)	Type Of Governor	Liquid coolind capacity(L)	Emission leveis
200GF	200	250	220	275	360	396	2400	3.2*1.0*1.8	Chongqing Cummins	MTA11-G2	224		246	6	125X147	10.8	16.1:1	34	199	56	Electronic speed regulation	62	无
200GF	200	250	220	275	360	396	2320	3.2*1.0*1.8		NT855-GA	231		254	6	140X152	14	15.0:1	36	199	55	Electronic speed regulation	62	无
200GF	200	250	220	275	360	396	2400	3.2*1.0*1.8		NTA855-G1	240		264	6	140X152	14	14.5:1	38.6	215	61.7	Electronic speed regulation	62	无
220GF	220	275	250	312.5	396	450	2400	3.2*1.0*1.8		NTA855-G1A	264		291	6	140X152	14	15.0:1	38.6	177	56	Electronic speed regulation	62	无
250GF	250	312.5	280	350	450	504	2500	3.2*1.0*1.8		MTAA11-G3	282		310	6	125X147	10.8	15.0:1	36.7	204	69	Electronic speed regulation	62	无
250GF	250	312.5	280	350	450	504	2500	3.2*1.0*1.8		NTA855-G1B	284		321	6	140X152	14	14.0:1	36.7	204	69	Electronic speed regulation	63	无
250GF	250	312.5	280	350	450	504	2500	3.2*1.0*1.8		NTA855-G2	284		321	6	140X152	14	14.0:1	36.7	209	71.4	Electronic speed regulation	63	无
275GF	275	343.75	300	375	495	540	2870	3.2*1.05*2.05		NTA855-G2A	312		343	6	140X152	14	14.0:1	36.7	191.3	79.9	Electronic speed regulation	63	无
280GF	280	350	310	387.5	504	558	2870	3.4*1.05*2.05		NTA855-G4	317		351	6	140X152	14	14.0:1	36	197.2	75.3	Electronic speed regulation	63	无
300GF	300	375	330	412.5	540	594	2900	3.4*1.05*2.05		NTAA855-G7	343		377	6	140X152	14	14.0:1	36	206.9	85.4	Electronic speed regulation	69.8	无
300GF	300	375	320	400	540	576	2870	3.4*1.05*2.05		KTA19-G2	336		369	6	159X159	19	14.5:1	37.9	210	85	Electronic speed regulation	165	无
360GF1	/	/	360	450	/	648	3000	3.5*1.05*2.05		NTAA855-G7A	/		407	6	140X152	14	14.0:1	36.7	200	89.2	Electronic speed regulation	69.8	无
360GF	360	450	400	500	648	720	3860	3.65*1.23*2.15		KTA19-G3	403		448	6	159X159	19	13.9:1	37.9	205	98.2	Electronic speed regulation	165	无
400GF	400	500	450	562.5	720	810	3800	3.65*1.23*2.15		KTA19-G3A	448		504	6	159X159	19	13.9:1	37.9	203	109	Electronic speed regulation	165	无
400GF	400	500	450	562.5	720	810	3885	3.65*1.23*2.15		KTA19-G4	448		504	6	159X159	19	13.9:1	37.9	203	109	Electronic speed regulation	165	无
420GF	420	525	505	631.25	756	909	4310	3.85*1.53*2.27		KTAA19-G5	470		555	6	159X159	19	13.9:1	37.9	204	115	Electronic speed regulation	165	无
520GF1	/	/	520	687.5	/	936	4400	3.65*1.23*2.15		KTA19-G8	/		575	6	159X159	19	13.9:1	37.9	209	144	Electronic speed regulation	165	无
460GF	460	575	520	650	828	936	4310	3.85*1.53*2.27		KTAA19-G6	520		570	6	159X159	19	13.9:1	37.9	215	135	Electronic speed regulation	165	无
550GF1	/	/	550	700	/	990	4400	3.85*1.53*2.27		KTAA19-G6A	/		610	6	159X159	19	13.9:1	37.9	215	158.1	Electronic speed regulation	165	无
500GF	500	625	560	700	900	1008	6520	4.3*1.62*2.37		KT38-G	560		616	12	159X159	38	14.5:1	113.6	213	143	Electronic speed regulation	185	无
570GF	570	712.5	630	787.5	1026	1134	6580	4.4*1.75*2.48		KTA38-G1	634		701	12	159X159	38	14.5:1	151.4	215	163	Electronic speed regulation	185	无
570GF	570	712.5	630	787.5	1026	1134	6580	4.4*1.75*2.48		KTA38-G1B	634		701	12	159X159	38	14.5:1	151.4	215	163	Electronic speed regulation	185	无
580GF	580	725	640	800	1044	1152	6580	4.3*1.62*2.37		KT38-GA	647		711	12	159X159	38	14.5:1	113.6	221	188	Electronic speed regulation	185	无

CHONGQING CUMMINS

Drafting and revision unit of national standard for diesel generator set GB/T2820

英泰® YING TAI

Genset									Engine												
Genset Model	Main power kW	Main power kVA	Backup power kW	Backup power kVA	Main current Power(A)	Backup current Power(A)	Net Weight	Overall Dimensions L*W*H(m)	Brand	Engine Type	Main power Power(kW)		Backup power Power(kW)	No Of Cylinders	Bore/Strokse (mm)	Exhaust Cspacity (L)	Compression Ratio	Lubricating Capacity (L)	Fuel Consumptio (G/kW.H)	Fuel Consumptio (L/H)	Type Of Governor	Liquid coolind capacity(L)	Emission leveis
600GF	600	750	660	825	1080	1188	6580	4.4*1.75*2.48		KTA38-G2	664		731	12	159X159	38	14.5:1	151.4	214	170	Electronic speed regulation	185	无
640GF	640	800	710	887.5	1152	1278	6840	4.2*1.76*2.40		KTA38-G2B	711		790	12	159X159	38	14.5:1	151.4	200	170	Electronic speed regulation	185	无
728GF	728	910	800	1000	1310.4	1440	6840	4.15*1.75*2.40		KTA38-G2A	813		896	12	159X159	38	14.5:1	151.4	203	197.6	Electronic speed regulation	185	无
800GF	800	1000	880	1100	1440	1584	7375	4.2*1.76*2.48		KTA38-G5	881		970	12	159X159	38	14.5:1	151.4	202	213	Electronic speed regulation	185	无
1000GF1	/	/	1000	1250	/	1800	7500	4.46*1.83*2.55		KTA38-G9	/		1090	12	159X159	38	14.5:1	135.1	193	253	Electronic speed regulation	188	无
1000GF	1000	1250	1100	1375	1800	1980	9210	4.7*2.0*2.5		KTA50-G3	1097		1227	16	159X159	50	13.9:1	178	202	266	Electronic speed regulation	188	无
1020GF	1020	1275	1100	1375	1836	1980	9310	4.7*2.0*2.5		KTA50-G12	1148		1210	16	159X159	50	13.9:1	178	202	266	Electronic speed regulation	188	无
1100GF	1100	1375	1320	1650	1980	2376	9460	4.8*2.0*2.5		KTA50-G12A	1200		1412	16	159X159	50	13.9:1	178	202	266	Electronic speed regulation	188	无
1100GF	1100	1375	1320	1650	1980	2376	9570	5.6*2.14*2.64		KTA50-G8	1200		1429	16	159X159	50	13.9:1	178	205	289	Electronic speed regulation	188	无
1180GF	1180	1475	1320	1650	2124	2376	9570	5.6*2.14*2.64		KTA50-GS8	1287		1429	16	159X159	50	13.9:1	204	204	309	Electronic speed regulation	190	无
1340GF	1340	1675	1500	1875	2412	2700	10800	5.3*2.2*2.8		KTA50-G15X	1491		1656	16	159X159	50	13.9:1	204	205	405	Electronic speed regulation	200	无
200GF	200	250	220	275	360	396	2800	3.2*1.2*1.7		QSNT-G6	243		265	6	140X152	14	16.7:1	38.6	205	82	Electronic fuel injection	90	T3
220GF	220	275	250	312.5	396	450	2800	3.2*1.2*1.7		QSNT-G7	261		291	6	140X152	14	16.7:1	38.6	205	82	Electronic fuel injection	90	T3
250GF	250	312.5	280	350	450	504	2850	3.2*1.2*1.7		QSNT-G1	291		325	6	140X152	14	16.7:1	38.6	205	82	Electronic fuel injection	90	T3
280GF	280	350	310	387.5	504	558	2850	3.2*1.2*1.7		QSNT-G2	321		358	6	140X152	14	16.7:1	38.6	205	82	Electronic fuel injection	90	T3
320GF	320	400	350	437.5	576	630	2900	3.4*1.05*2.05		QSNT-G3	358		392	6	140X152	14	16.7:1	38.6	205	82	Electronic fuel injection	165	T3
400GF1	/	/	400	500	/	720	2950	3.4*1.05*2.05		QSNT-G4X	407		448	6	140X152	14	14.0:1	28.4	204	99	Electronic fuel injection	165	T3
360GF	360	450	400	500	648	720	4100	3.6*1.74*2.4		QSK19-G14	402		447	6	159X159	19	15.8:1	83	211	99.7	Electronic fuel injection	165	T3
364GF	364	455	400	500	655.2	720	4100	3.6*1.74*2.4		QSK19-G15	405		448	6	159X159	19	15.8:1	83	220	105	Electronic fuel injection	165	T3
400GF	400	500	450	562.5	720	810	4200	3.6*1.74*2.4		QSK19-G13	451		501	6	159X159	19	15.8:1	83	206	109.5	Electronic fuel injection	165	T3
400GF	400	500	440	550	720	792	4200	3.6*1.74*2.4		QSK19-G16	445		493	6	159X159	19	15.8:1	83	215	112	Electronic fuel injection	165	T3
450GF	450	562.5	510	637.5	810	918	4350	3.5*1.36*2.0		KTA19-G8E	495		561	6	159X159	19	13.9:1	50	209	144	Electronic speed regulation	165	T3
455GF	455	568.75	500	625	819	900	4350	3.6*1.94*2.4		QSK19-G17	505		558	6	159X159	19	15.8:1	83	210	125	Electronic fuel injection	165	T3
460GF	460	575	505	631.25	828	909	4350	3.6*1.94*2.4		QSK19-G12	503		565	6	159X159	19	15.0:1	84	217	128.3	Electronic fuel injection	165	T3
470GF	470	587.5	520	650	846	936	4350	3.6*1.45*2.4		QSK19-G6	520		592	6	159X159	19	15.8:1	84	204	129.6	Electronic fuel injection	165	T3
500GF	500	625	550	687.5	900	990	4600	3.6*1.45*2.16		KTA19-G8A	550		610	6	159X159	19	13.9:1	37.9	209	144	Electronic speed regulation	165	T3
509GF	509	636.25	560	700	916.2	1008	4500	3.6*1.94*2.4		QSK19-G18	564		624	6	159X159	19	15.0:1	84	201	143	Electronic fuel injection	165	T3
520GF	520	650	570	712.5	936	1026	4500	3.6*1.45*2.4		QSK19-G4	574		634	6	159X159	19	15.0:1	84	215	145	Electronic fuel injection	165	T3
545GF	545	681.25	600	750	981	1080	4500	3.6*1.94*2.4	Chongqing Cummins	QSK19-G19	606		671	6	159X159	19	15.0:1	84	201	143	Electronic fuel injection	165	T3
545GF	545	681.25	600	750	981	1080	4650	3.7*1.45*2.2		KTA19-G9A	600		660	6	159X159	19	13.9:1	50	205	150	Electronic speed regulation	165	T3
550GF	550	687.5	600	750	990	1080	4600	3.7*1.94*2.4		QSK19-G11	606		667	6	159X159	19	15.0:1	84	216	153.8	Electronic fuel injection	165	T3
600GF	600	750	660	825	1080	1188	5000	3.9*1.94*2.4		QSK19-G20	668		739	6	159X159	19	14.2:1	84	197	155	Electronic fuel injection	165	T3
600GF	600	750	660	825	1080	1188	6900	4.4*1.75*2.5		QSK38-G8	657		730	12	159X159	38	15.0:1	170	217	168	Electronic fuel injection	185	T3
650GF	650	812.5	700	875	1170	1260	6900	4.95*2.14*2.55		KTA38-G2E	715		770	12	159X159	38	14.7:1	151.4	209	181	Electronic speed regulation	185	T3
655GF	655	818.75	720	900	1179	1296	5000	3.9*1.94*2.4		QSK19-G21	724		801	6	159X159	19	14.2:1	84	197	167	Electronic fuel injection	165	T3
727GF	727	908.75	800	1000	1308.6	1440	7050	4.4*1.75*2.5		QSK38-G9	826		911	12	159X159	38	14.2:1	117	222	216	Electronic fuel injection	185	T3
728GF	728	910	800	1000	1310.4	1440	7050	4.4*1.75*2.5		QSK38-G6	791		878	12	159X159	38	15.0:1	170	212	197	Electronic fuel injection	185	T3
750GF	750	937.5	800	1000	1350	1440	7000	4.8*1.89*2.5		KTA38-G5E	825		880	12	159X159	38	14.7:1	135	206	205	Electronic speed regulation	185	T3
800GF	800	1000	880	1100	1440	1584	7250	4.4*1.75*2.5		QSK38-G10	903		997	12	159X159	38	14.2:1	117	218	232	Electronic fuel injection	185	T3
806GF	806	1007.5	887	1108.75	1450.8	1596.6	7250	4.4*1.75*2.5		QSK38-G1	876		970	12	159X159	38	15.0:1	170	206	212	Electronic fuel injection	185	T3
850GF	850	1062.5	900	1125	1530	1620	7400	4.95*2.14*2.55		KTA38-G7E	935		990	12	159X159	38	14.7:1	135	204	230	Electronic speed regulation	185	T3
900GF	900	1125	1000	1250	1620	1800	7400	4.95*2.14*2.55		KTA38-G9E	990		1100	12	159X159	38	14.7:1	135	203	243	Electronic speed regulation	185	T3
909GF	909	1136.25	1000	1250	1636.2	1800	7250	4.4*1.75*2.5		QSK38-G11	1022		1129	12	159X159	38	14.3:1	117	212	255	Electronic fuel injection	185	T3
915GF	915	1143.75	1007	1258.75	1647	1812.6	7250	4.4*1.75*2.5		QSK38-G2	989		1096	12	159X159	38	15.0:1	170	202	235	Electronic fuel injection	185	T3
1000GF	1000	1250	1100	1375	1800	1980	7500	4.4*1.75*2.5		QSK38-G5	1107		1224	12	159X159	38	15.0:1	170	208	271	Electronic fuel injection	185	T3
1000GF	1000	1250	1100	1375	1800	1980	7500	4.4*1.75*2.5		KTA38-G9A	1107		1224	12	159X159	38	15.0:1	170	208	271	Electronic fuel injection	185	T3
1000GF	1000	1250	1100	1375	1800	1980	9300	5.3*2.2*2.6		KTA50-G3E	1100		1210	16	159X159	50	13.9:1	178	202	266	Electronic speed regulation	188	T3
1018GF	1018	1272.5	1120	1400	1832.4	2016	7700	4.4*1.75*2.5		QSK38-G12	1134		1254	12	159X159	38	14.2:1	117	205	274	Electronic fuel injection	188	T3
1080GF	1080	1350	1200	1500	1944	2160	7700	4.5*1.75*2.5		QSK38-G19	1183		1333	12	159X159	38	15.0:1	170	207	288	Electronic fuel injection	188	T3
1100GF	1100	1375	1200	1500	1980	2160	9700	5.3*2.2*2.6		KTA50-G7E	1210		1320	16	159X159	50	14.7:1	176	204	297	Electronic speed regulation	188	T3
1120GF	1120	1400	1232	1540	2016	2217.6	8000	4.5*1.75*2.5		QSK38-G13	1239		1371	12	159X159	38	14.2:1	117	199	291	Electronic fuel injection	188	T3
1200GF	1200	1500	1300	1625	2160	2340	10500	5.71*2.13*2.7		KTA50-G8E	1320		1430	16	159X159	50	14.7:1	176	195	309	Electronic speed regulation	188	T3
1218GF	1218	1522.5	1340	1675	2192.4	2412	8700	4.5*1.75*2.5		QSK38-G14	1346		1489	12	159X159	38	14.2:1	117	208	329	Electronic fuel injection	188	T3
1280GF	1280	1600	1408	1760	2304	2534.4	8700	4.5*1.75*2.5		QSK38-G15	1399		1548	12	159X159	38	14.2:1	117	203	334	Electronic fuel injection	188	T3
1340GF	1340	1675	1500	1875	2412	2700	10800	5.3*2.2*2.8		KTA50-G15A	1485		1650	16	159X159	50	14.7:1	234	204	305	Electronic speed regulation	200	T3
1500GF	1500	1875	1656	2070	2700	2988	11200	5.4*2.2*2.8		KTA50-G16A	1650		1760	16	159X159	50	14.7:1	234	204	305	Electronic speed regulation	200	T3





WP(2.3、4.1、6、10、12、13) 6M Series



12M Series



16M、20MSeries

Yingtai/Weichai diesel generator set is the preferred diesel engine for domestic top brand units. This power range unit prioritizes the advanced technology of the French brand Boudouan, which greatly improves the quality, grade, stability, reliability, and economic efficiency of mature products. Its excellent cost-effectiveness, sufficient spare parts supply network, and comprehensive after-sales service network, especially the international technical service network, are more comprehensive and in place, promoting its high market share, Our company is a major OEM customer for Tanchai "Tongxin" and Boduan. Meet the emission laws of countries 2, 3, and 4.

Genset									Engine													
Genset Model	Main power		Backup power		Main current Power(A)	Backup current Power(A)	Net Weight	Overall Dimensions L*W*H(m)	Brand	Engine Type	Main power Power(kW)		Backup power Power(kW)	No Of Cylinders	Bore/Strokse (mm)	Exhaust Cspacity (L)	Compression Ratio	Fuel Consumptio (G/kW.H)	Fuel Consumptio (L/H)	Lubricating Capacity (L)	Type Of Governor	Liquid coolind capacity(L)	Emission leveis
	kW	kVA	kW	kVA																		
16GF	16	20	20	25	28.8	36	450	1.4*0.7*1.3	Weichai Power	WP2.3D25E200	23		25	4	89×92	2.3	17.5：1	220	5.99	77	Mechanics	22	T二
24GF	24	30	26.4	33	43.2	54	850	1.4*0.7*1.3		WP2.3D33E200	30		33	4	89×92	2.3	17.5：1	225	7.99	78	Mechanics	22	T二
30GF	30	37.5	33	41.25	54	59.4	900	1.45*0.7*1.3		WP2.3D40E200	36		40	4	89×92	2.3	17.5：1	225	9.59	79	Mechanics	32	T二
40GF	40	50	44	55	72	79.2	930	1.5*0.7*1.3		WP2.3D48E200	44		48.4	4	89×92	2.3	17.5：1	230	11.98	80	Mechanics	32	T二
50GF	50	62.5	55	68.8	90	99	960	1.6*0.7*1.4		WP4.1D66E200	60		66	4	105×118	4.087	17.5：1	215	15.27	81	Mechanics	34	T二
64GF	64	75	70.4	88	115.2	126.7	1180	1.7*0.8*1.5		WP4.1D80E200	72		80	4	105×118	4.087	17.5：1	220	18.75	82	Mechanics	34	T二
80GF	80	100	88	110	144	158.4	1200	1.8*0.9*1.5		WP4.1D100E200	88		100	4	105×118	4.087	17.5：1	210	21.87	82	Electric controlled high-pressure common rail	40	T二
100GF	100	125	110	137.5	180	198	1650	2.2*0.8*1.5		WP6D132E200	120		132	6	105*130	6.75	18： 1	198	28.12	66	Electric tuning	40	T二
120GF	120	150	132	165	216	237.6	1700	2.3*0.8*1.5		WP6D152E200	138		152	6	105*130	6.75	18： 1	198	32.34	67	Electric tuning	40	T二
150GF1	/	/	150	187	/	270	1780	2.5*0.9*1.55		WP6D167E200	/		167	6	105*130	6.75	18： 1	198	39.13	67	Electric tuning	40	T二
150GF	150	187.5	180	225	270	324	1780	2.5*0.9*1.55		WP10D200E200	182		200	6	126*130	9.726	17： 1	195	42	68	Electric tuning	57	T二
180GF	180	225	200	250	324	360	1800	2.5*0.9*1.55		WP10D238E200	216		238	6	126*130	9.726	17： 1	195	49.85	69	Electric tuning	57	T二
200GF	200	250	220	275	360	396	1900	2.5*0.9*1.55		WP10D264E200	240		264	6	126*130	9.726	17： 1	195	55.38	70	Electric tuning	57	T二
250GF	250	312.5	280	350	450	504	2200	2.6*0.95*1.7		WP10D320E200	291		320	6	126*130	9.726	17： 1	205	70.6	71	Electric tuning	60	T二
300GF1	/	/	300	375	/	540	3000	3.1*1.1**1.7		WP12D353E200	/		353	6	126*155	11.596	16： 1	195	81.46	73	Electric tuning	74	T二
300GF	300	375	330	412.5	540	594	3000	3.1*1.1**1.7		WP13D385E200	350		385	6	127*165	12.54	16： 1	195	80.77	73	Electric tuning	74	T二
350GF1	/	/	350	437.5	/	630	3300	3.2*1.2*1.8		WP13D405E200	/		405	6	127*165	12.54	17： 1	210	100.65	74	Electric tuning	74	T二
350GF	350	437.5	385	481.3	630	693	3400	3.3*1.3*1.8		WP13D440E310	392		440	6	127*165	12.54	17： 1	205	95.1	75	Electric tuning	74	T二
400GF	360	450	400	500	648	720	3500	3.4*1.3*1.9		WP13D490E200	450		490	6	127*165	12.54	15： 1	210	111.83	51	Electric tuning	91	T二
450GF	450	562.5	520	650	810	936	3800	3.5*1.2*1.9	Baudouin	6M33D572E200	520		572	6	150*185	19.6	15： 1	210	129.23	52	Electric tuning	91	T二
500GF	500	625	560	700	900	1008	4000	3.6*1.2*1.9		6M33D633E200	575		633	6	150*185	19.6	15： 1	210	142.9	52	Electric tuning	120	T二
600GF1	/	/	600	750	/	1080	6400	3.6*1.2*1.9		6M33D670E200	610		670	6	150*185	19.6	15： 1	210	151.6	54	Electric tuning	120	T二
600GF	600	750	660	825	1080	1188	6400	4.45*2.1*2.6		6M33D725E200	680		748	12	150×150	31.8	15： 1	210	168.99	54	Electric tuning	130	T二
640GF	640	800	720	900	1152	1296	6500	4.5*2.1*2.7		12M26D792E200	720		792	12	150*150	31.8	15： 1	210	178.93	55	Electric tuning	150	T二
720GF	720	900	810	1012.5	1296	1458	6800	4.6*2.1*2.7		12M26D902E200	820		902	12	150*150	31.8	15： 1	210	203.79	56	Electric tuning	170	T二
800GF	800	1000	900	1125	1440	1620	7000	4.7*2.1*2.7		12M26D968E200	880		920	12	150*150	31.8	15： 1	210	218.7	57	Electric tuning	240	T二
900GF	900	1125	1000	1250	1620	1800	9000	4.2*1.5*2.2		12M33D1108E200	1007		1108	12	150*185	39.2	15： 1	210	250.26	59	Electric tuning	300	T二
1000GF	1000	1250	1100	1375	1800	1980	10000	4.2*1.5*2.2		12M33D1210E200	1100		1210	12	150*185	39.2	15： 1	210	273.37	60	Electric tuning	340	T二
1100GF	1100	1375	1200	1500	1980	2160	11000	4.4*1.7*2.5		12M33D1320E200	1200		1320	12	150*185	39.2	15： 1	210	298.22	155	Electric tuning	380	T二

Genset									Engine													
Genset Model	Main power		Backup power		Main current Power(A)	Backup current Power(A)	Net Weight	Overall Dimensions L*W*H(m)	Brand	Engine Type	Main power Power(kW)		Backup power Power(kW)	No Of Cylinders	Bore/Strokse (mm)	Exhaust Cspacity (L)	Compression Ratio	Fuel Consumptio (G/kW.H)	Fuel Consumptio (L/H)	Lubricating Capacity (L)	Type Of Governor	Liquid coolind capacity(L)	Emission leveis
	kW	kVA	kW	kVA																		
16GF	16	20	20	25	28.8	36	450	1.4*0.7*1.3	Weichai Power	WP3.2D28E310	25		27.5	4	89×92	3.17	17.5：1	≤ 220	5.99	9	Electric controlled high-pressure common rail	22	T3
24GF	24	30	26.4	33	43.2	54	850	1.4*0.7*1.3		WP3.2D36E310	33		36	4	89×92	3.17	17.5：1	≤ 225	7.99	9	Electric controlled high-pressure common rail	22	T3
30GF	30	37.5	33	41.25	54	59.4	900	1.45*0.7*1.3		WP3.2D44E310	36.8		44	4	89×92	3.17	17.5：1	≤ 225	9.59	9	Electric controlled high-pressure common rail	24	T3
50GF	50	62.5	55	68.8	90	99	960	1.6*0.7*1.4		WP4.1D66E310	60		66	4	105×118	4.088	17.5：1	≤ 215	15.27	14	Electric controlled high-pressure common rail	35	T3
64GF	64	75	70.4	88	115.2	126.7	1180	1.7*0.8*1.5		WP4.1D84E310	74.5		84	4	105×118	4.087	17.5：1	≤ 220	18.75	14	Electric controlled high-pressure common rail	35	T3
80GF	80	100	88	110	144	158.4	1200	1.8*0.9*1.5		WP4.1D105E310	96		105	4	105×118	4.087	17.5：1	≤ 210	21.87	14	Electric controlled high-pressure common rail	35	T3
100GF	100	125	110	137.5	180	198	1650	2.2*0.8*1.5		WP4.6ND120E310	110		120	4	108*125	4.58	17.5：1	≤ 198	25.78	16.7	Electric controlled high-pressure common rail	40	T3
110GF	110	137.5	120	150	198	216	1650	2.2*0.8*1.5		WP4.6ND138E310	125		138	4	108*125	4.58	17.5：1	≤ 198	29.29	16.7	Electric controlled high-pressure common rail	40	T3
120GF	120	150	132	165	216	237.6	1700	2.3*0.8*1.5		WP4.6ND148E310	135		148	4	108*125	4.58	17.5：1	≤ 198	31.63	16.7	Electric controlled high-pressure common rail	40	T3
150GF	150	187.5	180	225	270	324	1780	2.5*0.9*1.55		WP7D185E310	168		185	6	108*136	7.47	17.5：1	≤ 195	38.77	24	Electric controlled high-pressure common rail	57	T3
180GF	180	225	200	250	324	360	1800	2.5*0.9*1.55		WP7D240E310	218		240	6	108*136	7.47	17.5：1	≤ 195	46.15	24	Electric controlled high-pressure common rail	57	T3
200GF	200	250	220	275	360	396	1900	2.5*0.9*1.55		WP7D264E310	235		264	6	108*136	7.47	17.5：1	≤ 195	54.23	24	Electric controlled high-pressure common rail	57	T3
250GF	250	312.5	280	350	450	504	2200	2.6*0.95*1.7		WP10D320E350	290		320	6	126*130	9.73	17.0:1	≤ 195	66.92	24	Electric controlled high-pressure common rail	60	T3
300GF	300	375	330	412.5	540	594	3000	3.1*1.1**1.7		WP13D385E310	350		385	6	127*165	12.54	16.0:1	≤ 195	80.77	30	Electric controlled high-pressure common rail	62	T3
500GF	500	625	560	700	900	1008	4000	3.6*1.2*1.9	Baudouin	6M33D633E310	575		633	6	150*185	19.6	15.0:1	≤ 198	134.73	61	Electric controlled high-pressure common rail	120	T3
600GF	600	750	660	825	1080	1188	6400	4.45*2.1*2.6		6M33D725E310	675		725	6	150*185	19.6	15.0:1	≤ 198	158.17	61	Electric controlled high-pressure common rail	120	T3
640GF	640	800	720	900	1152	1296	6500	4.5*2.1*2.7		8M33D800E310	730		800	8	150*185	26.14	15.0:1	≤ 210	181.42	105	Electric controlled high-pressure common rail	150	T3
720GF	720	900	810	1012.5	1296	1458	6800	4.6*2.1*2.7		8M33D895E310	815		895	8	150*185	26.14	15.0:1	≤ 210	202.54	105	Electric controlled high-pressure common rail	170	T3
800GF	800	1000	900	1125	1440	1620	7000	4.7*2.1*2.7		8M33D975E310	890		975	8	150*185	26.14	15.0:1	≤ 210	221.18	105	Electric controlled high-pressure common rail	240	T3
720GF	720	900	810	1012.5	1296	1458	6800	4.6*2.1*2.7		12M33D902E310	820		902	12	150*185	39.2	15.0:1	≤ 210	203.79	146	Electric controlled high-pressure common rail	250	T3
800GF	800	1000	900	1125	1440	1620	7000	4.7*2.1*2.7		12M33D968E310	880		968	12	150*185	39.2	15.0:1	≤ 210	218.7	146	Electric controlled high-pressure common rail	250	T3
900GF	900	1125	1000	1250	1620	1800	8500	4.2*1.5*2.2		12M33D1108E310	1007		1108	12	150*185	39.2	15.0:1	≤ 210	250.26	146	Electric controlled high-pressure common rail	300	T3
1000GF	1000	1250	1100	1375	1800	1980	9000	4.2*1.5*2.2		12M33D1240E310	1130		1240	12	150*185	39.2	15.0:1	≤ 210	280.83	146	Electric controlled high-pressure common rail	340	T3
1100GF	1100	1375	1200	1500	1980	2160	9500	4.4*1.7*2.5		12M33D1320E310	1200		1320	12	150*185	39.2	15.0:1	≤ 210	298.22	146	Electric controlled high-pressure common rail	380	T3
1200GF	1200	1500	1350	1650	2160	2376	10000	4.45*1.7*2.5		12M33D1500E310	1350		1500	12	150*185	39.2	15.0:1	≤ 210	335.5	146	Electric controlled high-pressure common rail	380	T3
1250GF	1250	1600	1360	1700	2250	2448	12000	5.0*2.11*2.5		16M33D1530E310	1390		1530	16	150*185	52.3	15.0:1	≤ 210	345.44	171	Electric controlled high-pressure common rail	400	T3
1300GF	1300	1625	1440	1825	2340	2574	12500	5.0*2.11*2.5		16M33D1580E310	1430		1580	16	150*185	52.3	15.0:1	≤ 210	355.38	171	Electric controlled high-pressure common rail	420	T3
1400GF	1400	1825	1520	1875	2520	2736	13000	5.1*2.11*2.5		16M33D1680E310	1530		1680	16	150*185	52.3	15.0:1	≤ 198	358.51	171	Electric controlled high-pressure common rail	480	T3
1500GF	1500	1875	1600	2000	2700	2970	13500	5.1*2.11*2.5		16M33D1800E310	1680		1800	16	150*185	52.3	15.0:1	≤ 198	393.66	171	Electric controlled high-pressure common rail	540	T3
1600GF	1600	2000	1800	2250	2880	3240	14000	5.2*2.11*2.5		16M33D1980E310	1800		1980	16	150*185	52.3	15.0:1	≤ 198	421.78	171	Electric controlled high-pressure common rail	540	T3
1600GF	1660	2000	1820	2250	2880	3240	14000	6.1*2.55*2.98		20M33D2020E310	1850		2020	20	150*185	65.4	15.0:1	≤ 210	459.76	240	Electric controlled high-pressure common rail	540	T3
1800GF	1800	2250	2000	2500	3240	3600	14500	6.1*2.55*2.98		20M33D2210E310	2010		2210	20	150*185	65.4	15.0:1	≤ 210	499.53	240	Electric controlled high-pressure common rail	600	T3
1800GF	1800	2250	2000	2500	3240	3600	16000	5.9*2.6*3.1		12M55D2210E310	1985		2210	12	180*215	65.65	16.5:1	≤ 200	469.82	380	Electric controlled high-pressure common rail	600	T3
2000GF	2000	2500	2200	2750	3600	3960	16500	5.9*2.6*3.1		12M55D2450E310	2200		2450	12	180*215	65.65	16.5:1	≤ 200	520.71	380	Electric controlled high-pressure common rail	750	T3
2200GF	2200	2750	2400	3000	3960	4356	17000	5.9*2.6*3.1		12M55D2700E310	2420		2700	12	180*215	65.65	16.5:1	≤ 200	572.78	380	Electric controlled high-pressure common rail	750	T3
2250GF	2250	2810	2500	3025	4050	4500	19000	6.5*2.77*3.24		16M55D2750E310	2500		2750	16	180*215	87.5	16.5:1	≤ 200	591.72	500	Electric controlled high-pressure common rail	750	T3
2400GF	2400	3000	2600	3250	4320	4752	19800	6.5*2.77*3.24		16M55D2900E310	2646		2900	16	180*215	87.5	16.5:1	≤ 200	626.27	500	Electric controlled high-pressure common rail	780	T3
2600GF	2600	3250	3000	3500	4680	5400	21300	6.5*2.77*3.24		16M55D3300E310	2900		3300	16	180*215	87.5	16.5:1	≤ 200	686.39	500	Electric controlled high-pressure common rail	780	T3
3000GF	3000	4000	3200	4250	5040	5760	22000	6.5*2.77*3.24		16M55D3600E310	3300		3600	16	180*215	87.5	16.5:1	≤ 200	781.07	500	Electric controlled high-pressure common rail	780	T3





(Z、H、D、E、G、K、W)4、6 缸 Series



12E、25G、27G Series

Yingtai/Shangchai diesel generator set is the first generation of old brand diesel engine of Shangchai Co., Ltd. (Shanghai New Power Automotive Technology Co., Ltd.) in China, and is a national brand diesel generator set that our company sells more. This product uses the 4Z, SC, H, D, and E series diesel engines from Shanghai Diesel Engine Co., Ltd. to support the Yingtai generator. Its excellent power performance, economy, stability, reliability, operability, and low operating and maintenance costs are the fundamental reasons for the best-selling of small and medium-sized equal power units (Yingtai brand). In addition, Yingtai/Shanghai Diesel Engine Co., Ltd. has complete national joint warranty after-sales service and sufficient accessory supply at various branches, It has long been favored by customers. Our company is one of the major OEM customers of diesel engines used in power plants by Shangchai Group.

Genset									Engine												
Genset Model	Main power		Backup power		Main current Power(A)	Backup current Power(A)	Net Weight	Overall Dimensions L*W*H(m)	Brand	Engine Type	Main power Power(kW)		Backup power Power(kW)	No Of Cylinders	Bore/Strokse (mm)	Exhaust Cspacity (L)	Compression Ratio	Lubricating Capacity (L)	Fuel Consumptio (L/H)	Type Of Governor	Liquid coolind capacity(L)	Emission leveis
	kW	kVA	kW	kVA																	
12GF	12	15	13.2	16.5	21.6	23.76	500	1.4*0.6*1.0	SDEC T2	4Z2.3-G11	16		18	4	85*100	2.3	18.0:1	6	4.7	Mechanical speed regulation	20	T2
12GF	12	15	13.2	16.5	21.6	23.76	500	1.4*0.6*1.0		4Z2.3-G21	16		18	4	85*100	2.3	18.0:1	6	4.7	Electronic speed regulation	20	T2
16GF	16	20	18	22.5	28.8	32.4	550	1.4*0.6*1.0		4Z2.7-G11	22		24	4	90*105	2.7	18.0:1	7	5.9	Mechanical speed regulation	22	T2
16GF	16	20	18	22.5	28.8	32.4	550	1.4*0.6*1.0		4Z2.7-G21	22		24	4	90*105	2.7	18.0:1	7	5.9	Electronic speed regulation	22	T2
20GF	20	25	22	27.5	36	39.6	600	1.4*0.6*1.0		4Z3.0-G11	27		30	4	95*105	3.0	18.5:1	7	7.4	Mechanical speed regulation	25	T2
20GF	20	25	22	27.5	36	39.6	600	1.4*0.6*1.0		4Z3.0-G21	27		30	4	95*105	3.0	18.5:1	7	7.4	Electronic speed regulation	25	T2
25GF	25	31	27.5	34.5	45	49.5	650	1.5*0.62*1.0		4Z3.2-G11	32		35	4	98*105	3.2	18.0:1	7	8.6	Mechanical speed regulation	25	T2
25GF	25	31	27.5	34.5	45	49.5	650	1.5*0.62*1.0		4Z3.2-G21	32		35	4	98*105	3.2	18.0:1	7	8.6	Electronic speed regulation	25	T2
32GF	32	40	35	44	57.6	63	750	1.6*0.8*1.3		4ZT3.2-G11	39		44	4	98*105	3.2	18.0:1	7	10.1	Mechanical speed regulation	28	T2
32GF	32	40	35	44	57.6	63	750	1.65*0.8*1.3		4ZT3.2-G21	39		44	4	98*105	3.2	18.0:1	7	10.1	Electronic speed regulation	28	T2
40GF	40	50	44	55	72	79.2	900	1.7*0.8*1.3		4ZT3.5-G21	49		54	4	105*115	3.5	18.0:1	7	12.3	Electronic speed regulation	33	T2
50GF	50	62.5	55	69	90	99	1000	1.7*0.8*1.3		4ZT4.1-G21	60		66	4	105*118	4.1	18.0:1	7.5	15.6	Electronic speed regulation	33	T2
55GF	55	69	60	75	99	108	1150	1.7*0.8*1.3		4ZTAA4.1-G21	64		70	4	105*118	4.1	18.0:1	7.5	16.2	Electronic speed regulation	33	T2
60GF	60	75	66	82.5	108	118.8	1300	1.7*0.8*1.3		4ZTAA4.1-G31	74		81	4	105*118	4.1	18.0:1	7.5	18.7	Electric control unit pump	33	T2
50GF	50	63	55	69	90	99	1350	1.95*0.75*1.35		SC4H95D2	62		68	4	105*124	4.3	17.3:1	13	14.8	Electronic speed regulation	33	T2
64GF	64	80	70	87	115.2	126	1520	1.95*0.8*1.35		SC4H115D2	78		86	4	105*124	4.3	17.3:1	13	18.6	Electronic speed regulation	33	T2
80GF	80	100	90	110	144	162	1700	2.0*0.8*1.4		SC4H140D2	95		105	4	105*124	4.3	17.3:1	13	23	Electronic speed regulation	35	T2
90GF	90	113	100	125	162	180	1800	2.0*0.8*1.4		SC4H160D2	105		116	4	105*124	4.3	16.0:1	13	25.1	Electronic speed regulation	35	T2
100GF	100	125	110	137	180	198	1900	2.1*0.8*1.4		SC4H180D2	120		132	4	105*124	4.3	16.0:1	13	28.7	Electronic speed regulation	40	T2
100GF	100	125	110	137	180	198	1950	2.25*0.86*1.55		SC7H180D2	120		132	6	105*124	6.44	16.0:1	17.5	28.6	Electronic speed regulation	40	T2
120GF	120	150	132	165	216	237.6	2005	2.35*0.86*1.55		SC7H205D2	138		152	6	105*124	6.44	16.0:1	17.5	33	Electronic speed regulation	40	T2
130GF	130	163	145	181	234	261	2005	2.35*0.86*1.55		SC7H220D2	150		165	6	105*124	6.44	16.0:1	17.5	35.8	Electronic speed regulation	40	T2
135GF	135	169	150	187	243	270	2005	2.4*0.86*1.55		SC7H230D2	154		170	6	105*124	6.44	16.0:1	17.5	36.8	Electronic speed regulation	40	T2
150GF	150	188	165	206	270	297	2100	2.4*0.86*1.55		SC7H250D2	168		185	6	105*124	6.44	16.0:1	17.5	40.1	Electronic speed regulation	43	T2
160GF	160	200	180	225	288	324	2200	2.55*0.95*1.65		SC8D280D2	185		204	6	114*135	8.27	18.0:1	19	44.9	Electronic speed regulation	43	T2
180GF	180	225	200	250	324	360	2250	2.6*0.95*1.65		SC9D310D2	208		228	6	114*144	8.82	18.0:1	19	50.4	Electronic speed regulation	55	T2
200GF	200	250	220	275	360	396	2300	2.65*0.95*1.65		SC9D340D2	228		255	6	114*144	8.82	18.0:1	19	53.6	Electronic speed regulation	55	T2
220GF	220	275	250	312.5	396	450	3270	3.1*1.1*1.65		SC10E380D2	255		280	6	128*135	10.8	17.0:1	41	60.9	Electronic speed regulation	55	T2
250GF	250	312.5	280	350	450	504	3270	3.1*1.1*1.65		SC12E420D2	280		308	6	128*153	11.8	17.0:1	36	66.9	Electronic speed regulation	58	T2
280GF	280	350	300	375	504	540	3370	3.1*1.1*1.65		SC12E460D2	307		338	6	128*153	11.8	17.0:1	36	73.3	Electronic speed regulation	60	T2
290GF	290	362.5	310	387.5	522	558	3650	3.2*1.1*1.65		SC12E480D2	323		355	6	128*153	11.8	17.0:1	36	77.2	Electronic speed regulation	60	T2
250GF	250	312.5	280	350	450	504	2415	3.1*1.23*1.85		SC13G420D2	280		308	6	135*150	12.88	15.75:1	41	68.9	Electronic speed regulation	58	T2
300GF	300	375	330	420	540	594	3450	3.2*1.23*1.85		SC15G500D2	339		373	6	135*165	14.16	15.55:1	41	81.2	Electronic speed regulation	75	T2
300GF	300	375	330	420	540	594	3500	3.3*1.3*1.9		SC13E500D2	339		373	6	130*161	12.8	17.0:1	36	81	Electronic speed regulation	75	T2
320GF	320	400	360	440	576	648	3500	3.3*1.3*1.9		SC13E550D2	368		405	6	130*161	12.8	17.0:1	36	87.9	Electronic speed regulation	75	T2
360GF	360	450	400	500	648	720	3675	3.5*1.4*2.15		SC25G610D2	405		445	12	135*150	25.8	16.0:1	65	100.1	Electronic speed regulation	80	T2
400GF	400	500	450	562.5	720	810	3675	3.6*1.4*2.15		SC25G690D2	459		505	12	135*150	25.8	16.0:1	65	114.1	Electronic speed regulation	100	T2
450GF	450	562.5	500	625	810	900	4005	3.6*1.45*2.15		SC27G755D2	505		560	12	135*155	26.6	16.0:1	65	123.7	Electronic speed regulation	100	T2
500GF	500	625	550	687.5	900	990	4500	3.6*1.45*2.15		SC27G830D2	565		610	12	135*155	26.6	16.0:1	65	138.1	Electronic speed regulation	120	T2
550GF	550	687.5	600	750	990	1080	4500	3.6*1.45*2.15		SC27G900D2	602		662	12	135*155	26.6	16.0:1	65	148.9	Electronic speed regulation	120	T2
600GF	600	750	660	825	1080	1188	4600	4.1*1.58*2.1		SC33W990D2	660		726	6	180*215	32.8	15.0:1	75	171.2	Electronic speed regulation	150	T2
700GF	700	875	780	975	1260	1404	4800	4.1*1.58*2.1		SC33W1150D2	782		860	6	180*215	32.8	15.0:1	75	202.8	Electronic speed regulation	180	T2

Genset									Engine												
Genset Model	Main power		Backup power		Main current Power(A)	Backup current Power(A)	Net Weight	Overall Dimensions L*W*H(m)	Brand	Engine Type	Main power Power(kW)		Backup power Power(kW)	No Of Cylinders	Bore/Strokse (mm)	Exhaust Cspacity (L)	Compression Ratio	Lubricating Capacity (L)	Fuel Consumptio (L/H)	Type Of Governor	Liquid coolind capacity(L)	E m i s s i o n leveis
	kW	kVA	kW	kVA																	
8GF	8	10	8.8	11	14.4	15.84	450	1.3*0.55*1.0	SDEC T3	3Z1.1-G42	10		11	3	78*78.4	1.1	18.0:1	4.5	3	Electric controled high-pressure common rail	15	T3
10GF	10	12.5	11	13.5	18	19.8	500	1.3*0.55*1.0		3ZT1.1-G42	12.8		14.1	3	78*78.4	1.1	18.0:1	4.5	3.8	Electric controled high-pressure common rail	17	T3
12GF	12	15	13.2	16.5	21.6	23.76	550	1.4*0.6*1.0		4Z2.9-G43	16		18	4	93*105	2.9	17.5:1	7	4.4	Electric controled high-pressure common rail	17	T3
16GF	16	20	18	22.5	28.8	32.4	580	1.4*0.6*1.0		4Z2.9-G42	22		24	4	93*105	2.9	17.5:1	7	5.9	Electric controled high-pressure common rail	20	T3
20GF	20	25	22	27.5	36	39.6	650	1.4*0.6*1.0		4Z2.9-G41	27		30	4	93*105	2.9	17.5:1	7	7.3	Electric controled high-pressure common rail	20	T3
12GF	12	15	13.2	16.5	21.6	23.76	500	1.4*0.6*1.0		4Z2.9-G430	16		18	4	93*105	2.9	17.5:1	7	4.4	VP pump	17	T3
16GF	16	20	18	22.5	28.8	32.4	580	1.4*0.6*1.0		4Z2.9-G420	22		24	4	93*105	2.9	17.5:1	7	5.9	VP pump	20	T3
20GF	20	25	22	27.5	36	39.6	650	1.4*0.6*1.0		4Z2.9-G410	27		30	4	93*105	2.9	17.5:1	7	7.3	VP pump	20	T3
25GF	25	31	27.5	34.5	45	49.5	750	1.45*0.62*1.0		4Z3.2-G42	32		35	4	98*105	3.2	17.5:1	7	8.3	Electric controled high-pressure common rail	25	T3
30GF	30	37.5	33	41	54	59.4	850	1.5*0.62*1.0		4Z3.2-G41	36		40	4	98*105	3.2	17.5:1	7	9.4	Electric controled high-pressure common rail	25	T3
32GF	32	40	35	44	57.6	63	950	1.7*0.8*1.3		4ZTAA3.2-G33	39		44	4	98*105	3.2	17.5:1	7	10.1	Electric controled high-pressure common rail	28	T3
40GF	40	50	44	55	72	79.2	1000	1.7*0.8*1.3		4ZTAA3.2-G32	49		54	4	98*105	3.2	17.5:1	7	12.3	Electric controled high-pressure common rail	33	T3
48GF	48	60	52.5	65.5	86.4	94.5	1150	1.7*0.8*1.3		4ZTAA3.2-G34	58		63.5	4	98*105	3.2	17.5:1	7	15.1	Electric controled high-pressure common rail	33	T3
55GF	55	69	60	75	99	108	1200	1.7*0.8*1.3		4ZTAA3.2-G31	64		70	4	98*105	3.17	17.5:1	7	16.2	Electric controled high-pressure common rail	33	T3
60GF	60	75	66	82.5	108	118.8	1250	1.7*0.8*1.3		4ZTAA3.5-G31	74		81	4	98*115	3.5	17.0:1	7	19.1	Electric controled high-pressure common rail	35	T3
40GF	40	50	45	55	72	81	1100	1.9*0.8*1.35		4HTAA4.3-G31	51		56	4	105*124	4.3	17.3:1	13	13.2	High voltage common rail	33	T3
50GF	50	62.5	55	68	90	99	1150	2.0*0.8*1.35		4HTAA4.3-G32	62		68	4	105*124	4.3	17.3:1	13	14.9	High voltage common rail	33	T3
64GF	64	80	72	90	115.2	129.6	1200	2.04*0.8*1.35		4HTAA4.3-G33	78		86	4	105*124	4.3	17.3:1	13	18.9	High voltage common rail	35	T3
80GF	80	100	90	110	144	162	1250	2.05*0.8*1.35		4HTAA4.3-G34	95		105	4	105*124	4.3	17.3:1	13	22.6	High voltage common rail	42	T3
90GF	90	110	100	125	162	180	1300	2.0*0.8*1.35		4HTAA4.3-G35	106		117	4	105*124	4.3	17.3:1	13	25.3	High voltage common rail	42	T3
110GF	110	140	120	150	198	216	1350	2.05*0.8*1.35		4HTAA4.3-G36	125		140	4	105*124	4.3	17.3:1	13	29.2	High voltage common rail	42	T3
110GF	110	140	120	150	198	216	1750	2.35*0.87*1.5		6HTAA6.5-G31	128		141	6	105*124	6.5	17.3:1	17.5	29.6	High voltage common rail	42	T3
120GF	120	150	135	160	216	243	1750	2.45*0.87*1.5		6HTAA6.5-G32	140		155	6	105*124	6.5	17.3:1	17.5	32.3	High voltage common rail	45	T3
140GF	140	175	150	185	252	270	1800	2.45*0.87*1.5		6HTAA6.5-G35	155		170	6	105*124	6.5	17.3:1	17.5	35.9	High voltage common rail	45	T3
150GF	150	185	165	200	270	297	1850	2.45*0.87*1.5		6HTAA6.5-G33	168		185	6	105*124	6.5	17.3:1	17.5	38.9	High voltage common rail	45	T3
160GF	160	200	180	225	288	324	1900	2.5*0.87*1.5		6HTAA6.5-G34	186		205	6	105*124	6.5	17.3:1	17.5	43.2	High voltage common rail	48	T3
160GF	160	200	180	225	288	324	2050	2.6*0.95*1.7		6DTAA8.9-G31	185		204	6	114*144	8.82	16.5:1	25	43.1	High voltage common rail	48	T3
180GF	180	225	200	250	324	360	2100	2.65*0.95*1.7		6DTAA8.9-G32	208		228	6	114*144	8.82	16.5:1	25	48.9	High voltage common rail	55	T3
200GF	200	250	220	275	360	396	2100	2.7*0.95*1.7		6DTAA8.9-G33	230		253	6	114*144	8.82	16.5:1	25	53.6	High voltage common rail	55	T3
220GF	220	275	250	320	396	450	2150	2.7*0.95*1.7		6DTAA8.9-G34	255		280	6	114*144	8.82	16.5:1	25	59.4	High voltage common rail	55	T3
250GF	250	312.5	280	350	450	504	2700	3.1*1.16*1.8		6ETAA11.8-G32	280		308	6	128*153	11.8	17.0:1	36	66.9	High voltage common rail	75	T3
280GF	280	350	300	375	504	540	2800	3.1*1.16*1.8		6ETAA11.8-G33	307		338	6	128*153	11.8	17.0:1	36	73.3	High voltage common rail	75	T3
300GF	300	375	330	412.5	540	594	2900	3.2*1.16*1.8		6ETAA11.8-G31	340		380	6	128*153	11.8	17.0:1	36	81.2	High voltage common rail	75	T3
320GF	320	400	360	450	576	648	2950	3.2*1.2*1.7		6ETAA12.8-G32	360		400	6	130*161	12.8	17.0:1	36	95.8	High voltage common rail	75	T3
360GF	360	450	400	500	648	720	2960	3.2*1.1*1.7		6ETAA12.8-G31	401		441	6	130*161	12.8	17.0:1	36	95.8	High voltage common rail	85	T3
400GF	400	500	440	550	720	792	3000	3.3*1.3*1.7		6ETAA12.8-G310	450		495	6	130*161	12.8	16.0:1	36	107.5	High voltage common rail	100	T3
400GF	400	500	450	562.5	720	810	3200	3.5*1.2*1.95		6KTAA25-G36	460		506	6	170*185	25.2	14.5:1	75	108.2	High voltage common rail	100	T3
450GF	450	562.5	500	625	810	900	3650	3.7*1.4*2.1		6KTAA25-G35	520		572	6	170*185	25.2	14.5:1	75	121.3	High voltage common rail	105	T3
500GF	500	625	560	700	900	1008	3900	3.7*1.4*2.1		6KTAA25-G34	572		629	6	170*185	25.2	14.5:1	75	133.7	High voltage common rail	115	T3
560GF	560	700	600	750	1008	1080	4000	3.7*1.4*2.1		6KTAA25-G33	622		684	6	170*185	25.2	14.5:1	75	145.8	High voltage common rail	120	T3
600GF	600	750	660	825	1080	1188	4200	4.1*1.4*2.1		6KTAA25-G32	685		754	6	170*185	25.2	14.5:1	75	161.5	High voltage common rail	130	T3
660GF	660	825	720	900	1188	1296	4250	4.1*1.42*2.1		6KTAA25-G31	728		800	6	170*185	25.2	14.5:1	75	172.5	High voltage common rail	130	T3
720GF	720	900	800	1000	1296	1440	4700	4.2*1.85*2.26		6KTAA25-G320	820		902	6	170*185	25.2	14.5:1	75	197.1	High voltage common rail	180	T3
800GF	800	1000	880	1100	1440	1584	4700	4.2*1.85*2.26		6KTAA25-G321	880		968	6	170*185	25.2	14.5:1	75	212.8	High voltage common rail	220	T3
400GF	400	500	450	562.5	720	810	3200	3.5*1.2*1.95		6KTAA25-G311	460		506	6	170*185	25.2	16.0:1	75	109	Electric control unit pump	100	T3
450GF	450	562.5	500	625	810	900	3650	3.6*1.2*1.95		6KTAA25-G310	520		572	6	170*185	25.2	16.0:1	75	122	Electric control unit pump	105	T3
500GF	500	625	560	700	900	1008	3800	3.7*1.4*2.1		6KTAA25-G39	572		629	6	170*185	25.2	16.0:1	75	133.5	Electric control unit pump	115	T3
560GF	560	700	600	750	1008	1080	4000	3.7*1.4*2.1		6KTAA25-G38	622		684	6	170*185	25.2	16.0:1	75	143.1	Electric control unit pump	120	T3
400GF	400	500	450	562.5	720	810	4230	3.5*1.2*1.95		12GTAA27-G34	459		505	12	135*155	26.6	16.0:1	65	109.2	High voltage common rail	100	T3
450GF	450	562.5	500	625	810	900	4400	3.5*1.2*1.95		12GTAA27-G33	505		555	12	135*155	26.6	16.0:1	65	120.3	High voltage common rail	105	T3
500GF	500	625	550	687.5	900	990	4550	3.5*1.2*1.95		12GTAA27-G32	565		622	12	135*155	26.6	16.0:1	65	132.5	High voltage common rail	115	T3
560GF	560	700	620	770	1008	1116	4600	3.6*1.2*1.95		12GTAA27-G31	622		684	12	135*155	26.6	16.0:1	65	148.6	High voltage common rail	120	T3
720GF	720	900	800	1000	1296	1440	7200	4.5*1.8*2.45		6WTAA35-G32	818		900	6	186*215	35.1	15.0:1	100	203.8	Electric control unit pump	200	T3
800GF	800	1000	880	1100	1440	1584	7450	4.5*1.8*2.45		6WTAA35-G31	882		970	6	186*215	35.1	15.0:1	100	220.8	Electric control unit pump	240	T3
900GF	900	1125	1000	1250	1620	1800	7700	4.6*1.8*2.45		6WTAA35-G310	1018		1120	6	186*215	35.1	13.5:1	100	259.2	Electric control unit pump	270	T3
1000GF	1000	1250	1100	1375	1800	1980	7800	4.6*1.8*2.45		6WTAA35-G311	1118		1230	6	186*215	35.1	13.5:1	100	286	Electric control unit pump	300	T3



VOLVO TD、TAD4、6 缸 series



VOLVO TWD6 缸 series

Yingtai/Volvo diesel generator sets are our original VOLVO series oil engines equipped with YING TAI generators. Our near VOLVO/Intime diesel generator sets are market-oriented, with excellent user feedback, reliable performance and low operation and maintenance costs. The VOLVO engine adopts an electronic fuel injection system, with a CPU processor running, precise control, reasonable and efficient combustion, high economy, and environmental friendliness. Yingtai is its earliest partner and major partner, with an altitude of 3000 meters and no power reduction, meeting the emission laws of the second and third countries.

Genset					Engine														
Genset Model	Main power kW	Main power kVA	Backup power kW	Backup power kVA	Main current Power(A)	Backup current Power(A)	Net Weight	Overall Dimensions L*W*H(m)	Brand	Engine Type	Main power Power(kW)		Backup power Power(kW)	No Of Cylinders	Bore/Strokse (mm)	Exhaust Cspacity (L)	Compression Ratio	Lubricating Capacity (L)	Fuel Consumptio (G/kW.H)	Fuel Consumptio (L/H)	Type Of Governor	Liquid coolind capacity(L)	Emission leveis
68GF	68	85	75	94	122	135	1150	1940×900×1510	VOLVO	TD530GE	75		83	4	108*130	4.76	18.:1	13	213	19.0	Mechanics	35	T2
81GF	81	101	88	110	146	158	1220	1940×900×1510		TAD531GE	88		97	4	108*130	4.76	18.:1	13	218	22.9	Mechanics	35	T2
104GF	104	130	113	141	187	203	1320	1940×900×1510		TAD532GE	113		125	4	108*130	4.76	18.:1	13	214	24.2	EDC4	41	T2
121GF	121	151	132	165	218	237	1700	2580×1100×1666		TAD731GE	132		148	6	108*130	7.15	18:1	20	215	28.1	Mechanics	44	T2
149GF	149	186	159	199	268	286	1800	2580×1100×1666		TAD732GE	159		176	6	108*130	7.15	18:1	34	213	34.5	EDC4	46	T2
161GF	161	201	176	224	290	317	1860	2580×1100×1666		TAD733GE	176		194	6	108*130	7.15	18:1	34	216	45.3	EDC4	46	T2
202GF	202	253	219	274	364	394	1950	2580×1100×1664		TAD734GE	219		241	6	108*130	7.15	18:1	29	204	53.0	Common rail	57	T2
252GF	252	315	275	344	454	495	2300	3000×1200×1675		TAD1341GE-B	275		302	6	131*158	12.78	18.1:1	36	202	65.5	Electronic fuel injection	57	T2
282GF	282	353	303	391	508	545	3200	3000×1200×1675		TAD1342GE-B	303		333	6	131*158	12.78	18.1:1	36	202	73.3	Electronic fuel injection	44	T2
302GF	302	378	325	406	544	585	3400	3000×1200×1675		TAD1343GE-B	325		356	6	131*158	12.78	18.1:1	36	192	74.7	Electronic fuel injection	44	T2
329GF	329	411	354	443	592	637	3500	3000×1200×1675		TAD1344GE-B	354		389	6	131*158	12.78	18.1:1	36	194	82.2	Electronic fuel injection	75	T2
361GF	361	451	388	485	650	698	3730	3000×1200×1675		TAD1345GE-B	388		431	6	131*158	12.78	18.1:1	36	196	91.0	Electronic fuel injection	75	T2
404GF	404	505	430	538	727	774	3850	3325×1400×1940		TAD1641GE-B	430		473	6	144*165	16.12	16.5:1	48	199	102.5	Electronic fuel injection	100	T2
473GF	473	591	503	629	851	905	4180	3325×1400×1940		TAD1642GE-B	503		554	6	144*165	16.12	16.5:1	48	201	121.0	Electronic fuel injection	104	T2
69GF	69	86	76	95	124	137	1150	1940×900×1510		TAD550GE	76		84	4	108*130	4.76	18:1	13	213	16.0	Common rail	35	T3
82GF	82	103	89	111	148	160	1220	1940×900×1510		TAD551GE	89		98	4	108*130	4.76	18:1	20	220	19.0	Common rail	35	T3
104GF	104	130	113	141	187	203	1700	2580×1100×1666		TAD750GE	113		127	4	108*130	4.76	18:1	20	214	23.0	Common rail	41	T3
121GF	121	151	132	165	218	238	1800	2580×1100×1666		TAD751GE	132		146	6	108*130	7.15	18:1	20	215	28.0	Common rail	44	T3
145GF	145	181	158	198	261	284	1860	2580×1100×1666		TAD752GE	158		174	6	108*130	7.15	18:1	34	213	36.0	Common rail	46	T3
163GF	163	204	175	219	293	315	1900	2580×1100×1664		TAD753GE	175		194	6	108*130	7.15	18:1	34	216	39.0	Common rail	46	T3
204GF	204	255	219	274	367	394	1950	2580×1100×1664		TAD754GE	219		242	6	108*130	7.15	18:1	34	204	47.0	Common rail	57	T3
259GF	259	324	279	349	466	502	3200	3000×1200×1675		TAD1351GE	279		306	6	131*158	12.78	18.1:1	36	206	61.8	Electronic fuel injection	57	T3
292GF	292	365	314	393	526	565	3400	3000×1200×1675		TAD1352GE	314		345	6	131*158	12.78	18.1:1	36	202	58.8	Electronic fuel injection	44	T3
305GF	305	381	328	410	549	590	3500	3000×1200×1675		TAD1354GE	328		361	6	131*158	12.78	18.1:1	36	192	64.3	Electronic fuel injection	44	T3
334GF	334	418	355	444	601	639	3730	3000×1200×1675		TAD1355GE	355		390	6	131*158	12.78	18.1:1	36	194	67.2	Electronic fuel injection	75	T3
370GF	370	463	393	491	666	707	3850	3325×1400×1940		TAD1650GE	393		433	6	144*165	12.78	18.1:1	48	196	83.0	Electronic fuel injection	75	T3
404GF	404	505	430	538	727	774	4180	3325×1400×1940		TAD1651GE	430		473	6	144*165	16.12	16.5:1	48	199	101.0	Electronic fuel injection	100	T3
480GF	480	600	505	631	864	909	4280	3325×1400×1940		TWD1652GE	505		557	6	144*165	16.12	16.5:1	48	201	110.0	Electronic fuel injection	104	T3
520GF	520	650	547	684	936	985	4300	3325×1400×1940		TWD1653GE	547		604	6	144*165	16.12	16.5:1	48	210	117.0	Electronic fuel injection	166	T3



Perkins 1000 series
(24~144)KW



Perkins 2000 series
(280~520)KW

Yingtai/Perkins diesel generator set is our company's product with good performance price ratio among the imported original engine varieties for many years. The power range of this section (7KW-1800KW) covers a wide range. Our company selects the world-renowned brand Perkins from the 3-cylinder to 16-cylinder series engines to match the Yingtai brand generator. The startup advantage is obvious and can be used in high-altitude environments, which is highly favored by users. Our company is a major OEM supporting unit for Perkins Engine Company.





Perkins 4000 series
(600~1800)KW

Genset									Engine												
Genset Model	Main power kW	Main power kVA	Backup power kW	Backup power kVA	Main current Power(A)	Backup current Power(A)	Net Weight	Overall Dimensions L*W*H(m)	Brand	Engine Type	Main power Power(kW)		Backup power Power(kW)	No Of Cylinders	Bore/Strokse (mm)	Exhaust Cspacity (L)	Compression Ratio	Lubricating Capacity (L)	Fuel Consumptio (G/kW.H)	Fuel Consumptio (L/H)	Type Of Governor	Liquid coolind capacity(L)	Emission leveis
200GF	200	250	220	275	360	396	1700	2.7*1.1*1.65	Perkins	1206A-E70TTAG3	248.6		/	6	105*135	7.01	15.8:1	16	206	55.5	Electronic fuel injection	55	
280GF	280	350	320	400	504	576	2775	3.4*1.13*2.02		2206C-E13TAG2L	305		/	6	130x157	12.5	16.3:1	40	≤ 208	75	Electronic fuel injection	75	/
320GF	320	400	360	450	576	648	2925	3.4*1.13*2.02		2206C-E13TAG3L	349		/	6	130x157	12.5	16.3:1	40	≤ 208	85	Electronic fuel injection	75	/
364GF	364	455	400	500	655.2	720	3450	3.76*1.13*2.06		2506C-E15TAG1L	434		/	6	135x167	15.2	16.0:1	62	≤ 209	99	Electronic fuel injection	80	/
400GF	400	500	440	550	720	792	3570	3.76*1.13*2.06		2506C-E15TAG2L	435		/	6	135x167	15.2	16.0:1	62	≤ 209	106	Electronic fuel injection	95	/
473GF	473	591.25	520	650	851.4	936	3975	3.76*1.54*2.13		2806C-E18TAG1AL	514		/	6	145x183	18.1	14.5:1	62	≤ 203	129	Electronic fuel injection	95	/
520GF	520	650	560	700	936	1008	4075	3.76*1.56*2.16		2806A-E18TAG2L	565		/	6	145x183	18.1	14.5:1	62	≤ 203	123	Electronic fuel injection	95	/
600GF	600	750	660	825	1080	1188	6359	4.28*1.91*2.28		4006-23TAG2A	682		/	6	160x190	22.9	13.6:1	55.5	≤ 209	126	Electronics	165	/
640GF	640	800	704	880	1152	1267.2	6359	4.28*1.91*2.28		4006-23TAG3A	705		/	6	160x190	22.9	13.6:1	123	≤ 208	137	Electronics	165	/
720GF	720	900	800	1000	1296	1440	6920	4.94*2.04*2.45		4008TAG1A	805		/	8	160x190	30.6	13.6:1	153	≤ 203	143	Electronics	185	/
818GF	818	1022.5	880	1100	1472.4	1584	6920	4.94*2.04*2.45		4008TAG2A	899		/	8	160x190	30.6	13.6:1	153	≤ 205	175	Electronics	220	/
900GF	900	1125	1000	1250	1620	1800	7000	4.94*2.04*2.45		4008-30TAG3	1105		/	8	160x190	30.6	13.0:1	153	≤ 208	206	Electronics	280	/
1000GF	1000	1250	1108	1385	1800	1994.4	9059	4.92*1.9*2.42		4012-46TWG2A	1113		/	12	160x190	45.8	13.0:1	159	≤ 200	207	Electronics	330	/
1200GF	1200	1500	1330	1663	2160	2394	10800	5.22*2.21*2.49		4012-46TAG2A	1331		/	12	160x190	45.8	13.0:1	177	≤ 207	303	Electronics	380	
1368GF	1368	1710	1500	1875	2462.4	2700	10890	5.22*2.21*2.49		4012-46TAG3A	1500		/	12	160x190	45.8	13.0:1	177	≤ 207	303	Electronics	380	/
1480GF	1480	1850	1600	2000	2664	2880	15500	5.73*2.3*3.02		4016TAG1A	1588		/	16	160x190	61.1	13.0:1	238	≤ 199	297	Electronics	510	/
1600GF	1600	2000	1800	2250	2880	3240	15500	5.73*2.3*3.02		4016TAG2A	1766		/	16	160x190	61.1	13.0:1	238	≤ 205	341	Electronics	540	/
1800GF	1800	2250	2000	2500	3240	3600	15500	5.73*2.3*3.02		4016-61TRG3	1975		/	16	160x190	61.1	13.0:1	238	≤ 208	385	Electronics	600	/

LINGZHONG

LINGZHONG diesel generator sets





6–Cylinder series

Yingtai/Lingzhong diesel generator sets are characterized by strong power, stable operation and high degree of automation. Shanghai Lingzhong Company mainly produces various models of S6R2/S12R/S16R series engines licensed by Mitsubishi Heavy Industry Technology. The products are best-selling in the European and American markets, and have also been highly recognized by users in China. The market share is growing rapidly year by year.

WEIFANG

WEIFANG diesel generator sets



4–Cylinder series



6–Cylinder series

Yingtai/Weifang diesel generator set is a brand that has been sold well among domestic small and medium-sized power generation units over the years. It is equipped with Yingtai STC/YTW series generators. The unit is characterized by high cost performance, strong practicability, adequate supply of spare parts, and perfect after-sales service network.

Genset									发动机 Engine												
Genset Model	Main power		Backup power		Main current Power(A)	Backup current Power(A)	Net Weight	Overall Dimensions L*W*H(m)	Brand	Engine Type	Main power Power(kW)		Backup power Power(kW)	No Of Cylinders	Bore/Strokse (mm)	Exhaust Cspacity (L)	Compression Ratio	Lubricating Capacity (L)	Fuel Consumptio (G/kW.H)	Fuel Consumptio (L/H)	Type Of Governor	Liquid coolind capacity(L)	E m i s s i o n leveis
	kW	kVA	kW	kVA																		
15GF	15	18.75	/	/	27	/	550	1.3*0.6*1.0	Weifang	2110D	16		18	4	100X115	4	19:1	13	≦ 260	8	Mechanics	20	/
18GF	18	22.5	/	/	32.4	/	560	1.4*0.65*1.0		490D	21		23	4	100X115	4	19:1	13	≦ 260	8	Mechanics	20	/
20GF	20	25	22	27.5	36	39.6	606	1.5*0.72*1.15		K4100D	30.1		33	4	100X115	3.61	19:1	15	≦ 258	9.3	Mechanics	22	/
24GF	24	30	26.4	33	43.2	47.52	620	1.6*0.72*1.15		K4100D	30.1		33	4	100X115	3.61	19:1	15	≦ 258	9.3	Mechanics	22	/
30GF1	/	/	30	37.5	/	54	650	1.6*0.72*1.15		K4100D	30.1		33	4	100X115	3.61	19:1	15	≦ 258	9.3	Mechanics	26	/
30GF	30	37.5	33	41.25	54	59.4	600	1.65*0.6*1.32		K4102D	33		36	4	102X115	3.76	19:1	15	≦ 258	10.2	Mechanics	26	/
40GF1	/	/	40	50	/	72	711	1.65*0.72*1.28		K4100ZD	42		46	4	100X115	3.61	19:1	15	≦ 258	13	Mechanics	33	/
50GF	58	73	64	80	104	115	966	1.7*0.75*1.24		HT4105ZD	56		64	4	105X115	4.16	19:1	14	≦ 248.8	16.7	Mechanics	35	/
50GF	50	62.5	55	68.75	90	99	807	1.7*0.75*1.24		R4105ZD	56		62	4	105X125	4.33	16:1	14	≦ 231	16.7	Mechanics	35	/
75GF	75	93.75	82.5	103.125	135	148.5	1125	2.2*0.8*1.5		R6105ZD	84		92	6	105X125	6.49	16:1	16	≦ 224	22.6	Mechanics	37	/
100GF	100	125	100	125	180	180	1352	2.35*0.8*1.5		R6105AZLD	110		121	6	105X130	6.75	16:1	16	≦ 224	29.5	Mechanics	45	/
120GF1	/	/	120	150	/	216	1352	2.35*0.8*1.5		R6105AZLD	110		121	6	105X130	6.75	16:1	16	≦ 224	29.5	Mechanics	45	/
120GF	120	150	132	165	216	237.6	1360	2.4*0.9*1.6		R6105IZLD	132		145	6	105X135	7.02	16:1	16	≦ 235.3	37.2	Mechanics	45	/
150GF	150	187.5	165	206.25	270	297	1590	2.55*0.9*1.65		R6108ZLD	165		180	6	110X135	7.69	16:1	16	≦ 235.3	46.5	Mechanics	49	/
200GF	200	250	220	275	360	396	1650	2.7*1.0*1.7		HT6126ZLD	230		253	6	126X130	9.726	16:1	17	≦ 248	68.3	Mechanics	57	/
250GF	250	312.5	280	350	450	504	1700	2.7*1.0*1.7		HT6126IZLD	280		308	6	126X135	9.93	16:1	17	≦ 248	74.3	Mechanics	57	/
300GF	300	375	320	400	540	576	1780	2.8*1.1*1.8		HT618D	330		358	6	126X155	11.596	17:1	19	≦ 248	91.5	Mechanics	65	/
500GF	500	625	550	687.5	900	990	5500	3.9*1.6*2.1	SME	S6R2-PTA-C	575		635	6-L	170X220	29.96	14.1：1	94	195	134.3	Electronics	130	/
600GF	600	750	660	825	1080	1188	5800	4.0*1.6*2.1		S6R2-PTAA-C	645		710	6-L	170X220	29.96	14.1：1	94	206	159.2	Electronics	155	/
1000GF	1000	1250	1100	1375	1800	1980	11000	4.9*2.2*2.55		S12R-PTA-C	1080		1190	12-V	170X180	49.03	14.0：1	180	197	269	Electronics	300	/
1100GF	1100	1375	1210	1512.5	1980	2178	11500	5.0*2.2*2.55		S12R-PTA2-C	1165		1285	12-V	170X180	49.03	13.5：1	180	197	247.8	Electronics	340	/
1200GF	1200	1500	1300	1625	2160	2340	12000	5.0*2.2*2.55		S12R-PTAA2-C	1277		1404	12-V	170X180	49.03	13.5：1	180	221	315	Electronics	380	/
1300GF	1300	1625	1430	1787.5	2340	2574	12500	5.4*2.2*2.8		S16R-PTA-C	1450		1590	16-V	170X180	65.37	14.0：1	230	214	325	Electronics	400	/
1500GF	1500	1875	1600	2000	2700	2880	13000	5.6*2.2*2.8		S16R-PTA2-C	1600		1760	16-V	170X180	65.37	13.5：1	230	216	370	Electronics	540	/
1600GF	1600	2000	1800	2250	2880	3240	13500	5.7*2.2*2.8		S16R-PTAA2-C	1684		1895	16-V	170X180	65.37	14.0：1	230	217	375	Electronics	540	/
1800GF	1800	2250	1980	3364	3240	3564	16000	6.3*2.66*3.25		S16R-PTAW-C	1960		2167	16-V	170X180	88	14.0：1	260	217	380	Electronics	600	Optional T3



20–Cylinder Series



12– Cylinder Series

Yingtai/Pangu diesel generator sets can use Yingtai YTW series generators, with power coverage of 360~3000kW. Googol Power is an engine investment project of Googol Power Tech Cotd in China. The leading product is diesel/gas/dual fuel high-speed high-power engines. As a cost-effective engine brand, since entering the Chinese market, Pangu has successively launched two series of diesel and dual fuel engines, namely P, Q, H, and S, and several major series of gas engines, R and J, with a backup power output range of 408~ 3450kW@1500rpm It is also one of the few production enterprises in the world that can provide high-power diesel engines on a large scale.

Genset									Engine												
Genset Model	Main power		Backup power		Main current Power(A)	Backup current Power(A)	Net Weight	Overall Dimensions L*W*H(m)	Brand	Engine Type	Main power Power(kW)		Backup power Power(kW)	No Of Cylinders	Bore/Stroke (mm)	Exhaust Cspacity (L)	Compression Ratio	Lubricating Capacity (L)	Fuel Consumptio (G/kW.H)	Fuel Consumptio (L/H)	Type Of Governor	Liquid coolind capacity(L)	Emission leveis
	kW	kVA	kW	kVA																		
300GF	300	375	330	412.5	540	594	2630	3.1*1.2*1.6		PTAA13EG1	346		378	6	128×166	12.8	15.5:1	40	198.75	81.38	High voltage common rail	75	T3
320GF	320	400	352	440	576	633.6	2645	3.1*1.2*1.6		PTAA13EG3	366		408	6	128×166	12.8	15.5:1	40	200.86	86.99	High voltage common rail	75	T3
360GF	360	450	396	495	648	712.8	2800	3.2*1.3*1.7		HTAA14EG5	408		450	6	132*166	13.63	15.5:1	40	198.5	95.84	High voltage common rail	90	T3
400GF	400	500	440	550	720	792	2800	3.2*1.3*1.7		HTAA14EG7	445		486	6	132*166	13.63	15.5:1	40	198.5	104.53	High voltage common rail	104	T3
450GF	450	562.5	495	618.8	810	891	2850	3.3*1.38*2.1		HTAA16EG3	520		568	8	132*145	15.87	15.5:1	28	196.85	121.13	High voltage common rail	110	T3
500GF	500	625	550	687.5	900	990	2850	3.3*1.38*2.1		HTAA16EG5	562		588	8	132*145	15.87	15.5:1	28	196.85	129.29	High voltage common rail	120	T3
500GF	500	625	550	687.5	900	990	3500	3.5*1.38*2.1		HTAA20EG1	570		615	10	132*145	19.84	15.5:1	34	198.82	134.11	High voltage common rail	120	T3
560GF	560	675	600	742.5	972	1069.2	3500	3.5*1.38*2.1		HTAA20EG3	630		672	10	132*145	19.84	15.5:1	34	198.72	148.15	High voltage common rail	125	T3
600GF	600	750	660	825	1080	1188	3500	3.5*1.38*2.1		HTAA20EG5	666		708	10	132*145	19.84	15.5:1	34	198.62	156.54	High voltage common rail	132	T3
600GF	600	750	660	825	1080	1188	4200	4.0*1.38*2.2		HTAA24EG1	672		735	12	132*145	23.81	15.5:1	36	198.22	157.63	High voltage common rail	132	T3
640GF	640	800	704	880	1152	1267.2	4200	4.0*1.38*2.2		HTAA24EG3	720		788	12	132*145	23.81	15.5:1	36	198.12	168.81	High voltage common rail	140	T3
720GF	720	900	792	990	1296	1425.6	4200	4.0*1.38*2.2		HTAA24EG5	765		850	12	132*145	23.81	15.5:1	36	198.12	179.36	High voltage common rail	186	T3
720GF	720	900	792	990	1296	1425.6	5300	4.4*2.15*2.3		HTAA32EG1	813		898	16	132*145	31.75	15.5:1	48	196.48	189.03	High voltage common rail	186	T3
800GF	8020	1000	880	1100	1440	1584	5400	4.4*2.15*2.3		HTAA32EG5	893		980	16	132*145	31.75	15.5:1	48	197.32	208.52	High voltage common rail	224	T3
900GF	900	1125	990	1089	1620	1782	5500	4.4*2.15*2.3		HTAA32EG7	960		1060	16	132*145	31.75	15.5:1	48	196.38	223.10	High voltage common rail	286	T3
900GF	900	1125	990	1089	1620	1782	6300	4.8*2.15*2.5		HTAA40EG1	998		1110	20	132*145	39.69	15.5:1	60	198.02	233.87	High voltage common rail	286	T3
1000GF	1000	1250	1100	1375	1800	1980	6400	4.8*2.15*2.5		HTAA40EG3	1110		1218	20	132*145	39.69	15.5:1	60	196.52	258.15	High voltage common rail	310	T3
1000GF	1000	1250	1100	1375	1800	1980	7550	4.7*2.15*2.45		STA(A)40EG1	1110		1210	8	180*197	40.10	15.0:1	135	193.5	254.18	High voltage common rail	310	T3
1100GF	1100	1375	1210	1512.5	1980	2178	7650	4.7*2.15*2.45	Googol T3	STA(A)40EG3	1221		1332	8	180*197	40.10	15.0:1	135	194.4	280.90	High voltage common rail	340	T3
1200GF	1200	1500	1320	1650	2160	2376	7750	4.75*2.15*2.45		STA(A)40EG5	1315		1440	8	180*197	40.10	15.0:1	135	194.4	291.02	High voltage common rail	380	T3
1200GF	1200	1500	1320	1650	2160	2376	9500	4.9*2.15*2.6		STA(A)50EG1	1332		1490	10	180*197	50.13	15.0:1	145	189.6	298.87	High voltage common rail	380	T3
1350GF	1350	1687.5	1485	1856.3	2430	2673	9750	4.9*2.15*2.6		STA(A)50EG5	1498		1665	10	180*197	50.13	15.0:1	145	190.56	337.82	High voltage common rail	410	T3
1500GF	1500	1875	1650	2062.5	2700	2970	10000	4.9*2.15*2.6		STA(A)50EG7	1650		1800	10	180*197	50.13	15.0:1	145	197.34	368.99	High voltage common rail	520	T3
1500GF	1500	1875	1650	2062.5	2700	2970	11000	5.6*2.2*2.8		STA(A)60EG3	1665		1832	12	180*197	60.16	15.0:1	180	187.44	369.33	High voltage common rail	520	T3
1600GF	1600	2000	1760	2200	2880	3168	11500	5.7*2.2*2.8		STA(A)60EG5	1780		1960	12	180*197	60.16	15.0:1	180	191.55	403.50	High voltage common rail	540	T3
1640GF	1640	2050	1840	2255	2952	3247.2	11500	5.7*2.2*2.8		STA(A)60EG7	1810		1988	12	180*197	60.16	15.0:1	180	191.32	409.80	High voltage common rail	540	T3
1800GF	1800	2250	2000	2500	3240	3600	12000	5.8*2.2*2.8		STA(A)60EG9	1980		2220	12	180*197	60.16	15.0:1	180	190.59	451.10	High voltage common rail	610	T3
1800GF	1800	2250	2000	2500	3240	3600	13500	6.4*2.6*3.0		STA(A)80EG3	2000		2220	16	180*197	80.21	15.0:1	240	186.9	442.36	High voltage common rail	610	T3
2000GF	2000	2500	2200	2750	3600	3960	14500	6.4*2.6*3.0		STA(A)80EG5	2220		2442	16	180*197	80.21	15.0:1	240	188.3	494.70	High voltage common rail	620	T3
2200GF	2200	2750	2420	3025	3960	4356	15500	6.4*2.6*3.0		STA(A)80EG7	2442		2665	16	180*197	80.21	15.0:1	240	192.8	557.18	High voltage common rail	620	T3
2000GF	2000	2500	2200	2750	3600	3960	16700	7.0*2.88*3.4		STA95EG1	2220		2442	20	176.5*195	95.42	13.5:1	300	192.17	504.87	High voltage common rail	620	T3
2200GF	2200	2750	2420	3025	3960	4356	17700	7.0*2.88*3.4		STA95EG3	2442		2686	20	176.5*195	95.42	13.5:1	300	192.29	555.70	High voltage common rail	620	T3
2400GF	2400	3000	2640	3300	4320	4752	18700	7.0*2.88*3.4		STA95EG5	2664		2930	20	176.5*195	95.42	13.5:1	300	192.57	607.10	High voltage common rail	750	T3
2500GF	2500	3125	2750	3437.5	4500	4950	20000	7.3*2.88*3.4		STA100EG7	2778		3056	20	180*197	100.26	15.0:1	300	190	624.63	High voltage common rail	750	T3
2600GF	2600	3250	2860	3575	4680	5148	21000	7.3*2.88*3.4		STA100EG9	2888		3180	20	180*197	100.26	15.0:1	300	190	649.37	High voltage common rail	780	T3
2700GF	2700	3375	3000	3750	4860	5400	22000	7.5*2.88*3.4		STA100EG11	3000		3330	20	180*197	100.26	15.0:1	300	190	674.55	High voltage common rail	780	T3
3000GF	3000	3750	3300	4125	5400	5940	23000	7.5*2.88*3.4		STA100EG13	3130		3450	20	180*197	100.26	15.0:1	300	190	703.78	High voltage common rail	800	T3



20V–Cylinder Series

The Yingtai/MTU generator set is one of the earliest diesel engines in the world to be equipped with an electronic monitoring and management system MDEC. The 4000 series is the world's first large-scale diesel engine to apply common rail fuel injection system technology. ADEC collects and verifies the main parameters of the engine during operation, enabling complete combustion of fuel in the cylinder and achieving true precision electronic control. Ensure the MTU engine has the best fuel consumption rate, the lowest smoke level during startup and sudden acceleration, and the best cold start performance. The fuel saving and environmental protection performance is currently outstanding in the world, with an overhaul period of 30000 hours, far exceeding the 10000 to 20000 hours of regular diesel engines. MDEC also has fault diagnosis and obstacle release code display functions. The structure of the MTU2000 and 4000 series engine is water-cooled, exhaust gas worm wheel turbocharged, four stroke, V-shaped cylinder body with a 90 degree angle. The 2000 series intake is mainly air to air intercooled, while the 4000 series water to air intercooled. The 4000 series MTU engine is produced and put into operation by a few original imported engines and most Guangxi Yuchai joint ventures. The emissions of the MTU2000 and 4000 series engines meet the environmental standards of the German Air Force WL, the California Air Resources Agency CARB, the US Environmental Protection Agency EPA, and the European Union II, with no power reduction at an altitude of 3000 meters.


广西玉柴德优发动机系统有限公司
OEM授权证书
YC2

CERTIFICATE
THIS IS TO CERTIFY THAT
Yingtai Group Co., Ltd.



12V–Cylinder Series



16V–Cylinder Series

Genset									Engine												
Genset Model	Main power		Backup power		Main current Power(A)	Backup current Power(A)	Net Weight	Overall Dimensions L*W*H(m)	Brand	Engine Type	Main power Power(kW)		Backup power Power(kW)	No Of Cylinders	Bore/Strokse (mm)	Exhaust Cspacity (L)	Compression Ratio	Lubricating Capacity (L)	Fuel Consumptio (G/kW.H)	Fuel Consumptio (L/H)	Type Of Governor	Liquid coolind capacity(L)	Emission leveis
	kW	kVA	kW	kVA																		
360GF	360	450	400	500	648	720	4120	3.23*1.25*2.14	MTU 1600	10V1600G10F	420		483	10/V	122*150	18	17.5:1	61	191	91.4	common rail	94	EPA2 级
400 备	/	/	400	500	/	720	4120	3.23*1.25*2.14		10V1600G70F	/		450	10/V	122*150	18	17.5:1	61	191	95.0	common rail	94	EPA2 级
400GF	400	500	450	563	720	810	4220	3.23*1.25*2.14		10V1600G20F	450		518	10/V	122*150	18	17.5:1	61	190	99.2	common rail	94	EPA2 级
440 备	/	/	400	500	/	720	4220	3.23*1.25*2.14		10V1600G80F	/		528	10/V	122*150	18	17.5:1	61	192	105.0	common rail	94	EPA2 级
472GF	472	590	520	650	850	936	4740	3.23*1.25*2.14		12V1600G10F	530		610	12/V	122*150	21	17.5:1	73	195	122.7	common rail	99	EPA2 级
520 备	/	/	520	650	/	936	4320	3.23*1.25*2.14		10V1600G70F	/		624	10/V	122*150	19	17.5:1	61	192	105.0	common rail	94	EPA2 级
520GF	524	655	572	715	943	1030	4900	3.31*1.25*2.14		12V1600G20F	590		679	12/V	122*150	21	17.5:1	73	195	182.7	common rail	99	EPA2 级
572 备	/	/	572	715	/	1030	4900	3.31*1.25*2.14		12V1600G80F	/		684	12/V	122*150	21	17.5:1	73	195	182.7	common rail	105	EPA2 级
500GF	500	625	550	688	900	990	7000	3.9*1.42*2.2	MTU 2000	12V2000G25	580		635	12/V	130*150	24	16.0:1	77	197	130.1	common rail	150	EPA2 级
640GF	640	800	720	900	1152	1296	7100	3.9*1.42*2.2		12V2000G65	710		780	12/V	130*150	24	15.2:1	77	200	185.0	common rail	200	EPA2 级
720GF	720	900	800	1000	1296	1440	7700	4.5*1.6*2.4		16V2000G25	810		890	16/V	130*150	32	16.0:1	77	200	188.9	common rail	223	EPA2 级
800GF	800	1000	880	1100	1440	1584	8000	4.6*1.8*2.4		16V2000G65	890		975	16/V	130*150	32	15.2:1	102	198	207.3	common rail	223	EPA2 级
910GF	910	1138	1000	1250	1638	1800	8200	4.95*1.85*2.4		18V2000G65	1000		1100	18/V	130*150	36	15.2:1	130	200	258.3	common rail	222	EPA2 级
1000GF	1000	1250	1100	1375	1800	1980	8200	4.95*1.85*2.4		18V2000G26F	1102		1235	18/V	130*150	36	15.2:1	202	130	283.0	common rail	222	EPA2 级
1120 备	/	/	1120	1400	/	2016	8400	4.7*1.95*2.45		18V2000G76F	/		1235	18/V	135*156	40	17.5:1	122	192	273	common rail	222	EPA2 级
1092GF	1092	1365	1205	1506	1966	2169	13000	6.1*2.1*2.6	MTU 4000	12V4000G14RF	1310		1446	12/V	170*210	57	16.4:1	260	192	275	common rail	450	EPA2 级
1280GF	1280	1600	1408	1760	2304	2534	13000	6.1*2.1*2.6		12V4000G14F	1325		1690	12/V	170*210	57	16.4:1	260	192	275	common rail	450	EPA2 级
1440 备	/	/	1440	1800	/	2592	13000	6.1*2.1*2.6		12V4000G74F	/		1728	12/V	170*210	57	16.4:1	260	192	275	common rail	450	EPA2 级
1440GF	1440	1800	1600	2000	2592	2880	16600	6.1*2.1*2.6		12V4000G24F	1728		1920	12/V	170*210	57	16.4:1	260	192	275	common rail	450	EPA2 级
1600 备	/	/	1600	2000	/	2880	16600	6.1*2.1*2.6		12V4000G84F	/		1920	12/V	170*210	57	16.4:1	260	192	275	common rail	450	EPA2 级
1680GF	1680	2100	1840	2300	3024	3312	15800	6.9*2.35*2.6		16V4000G14F	2016		2210	16/V	170*210	76	16.4:1	300	188	388	common rail	480	EPA2 级
1800 备	/	/	1800	2250	/	3240	15800	6.9*2.35*2.6		16V4000G74F	/		2160	16/V	170*210	76	16.4:1	300	188	388	common rail	480	EPA2 级
1800GF	1800	2250	2000	2500	3240	3600	15800	6.9*2.35*2.6		16V4000G24F	2160		2400	16/V	170*210	76	16.4:1	300	188	388	common rail	480	EPA2 级
2000 备	/	/	2000	2500	/	3600	16600	6.9*2.35*2.6		16V4000G84F	/		2400	16/V	170*210	76	16.4:1	300	188	388	common rail	480	EPA2 级
2000GF	2000	2500	2200	2750	3600	3960	19200	7.7*2.4*2.75		20V4000G14F	2400		2640	20/V	170*210	95	16.4:1	390	190	524	common rail	550	EPA2 级
2240 备	/	/	2240	2800	/	4032	19200	7.7*2.4*2.75		20V4000G64F	/		2688	20/V	170*210	95	16.4:1	390	190	524	common rail	550	EPA2 级
2240GF	2240	2800	2480	3100	4032	4464	20200	8.0*3.0*2.85		20V4000G24F	2688		2976	20/V	170*210	95	16.4:1	390	190	524	common rail	550	EPA2 级
2480 备	/	/	2480	3100	/	4464	20200	8.0*3.0*2.85		20V4000G74F	/		2976	20/V	170*210	95	16.4:1	390	190	524	common rail	550	EPA2 级
2400GF	2400	3000	2640	3300	4320	4752	21300	8.0*3.0*2.85		20V4000G34F	2880		3168	20/V	170*210	95	16.4:1	390	190	524	common rail	550	EPA2 级
2640 备	/	/	2640	3300	/	4752	21300	8.0*3.0*2.85		20V4000G84F	/		3168	20/V	170*210	95	16.4:1	390	190	524	common rail	550	EPA2 级
2600GF	2600	3250	2880	3600	4680	5184	22300	8.2*3.0*2.85		20V4000G44F	3120		3456	20/V	170*210	95	16.4:1	390	190	524	common rail	550	EPA2 级
2880 备	/	/	2880	3600	/	5184	22300	8.2*3.0*2.85		20V4000G94F	/		3456	20/V	170*210	95	16.4:1	390	190	524	common rail	550	EPA2 级
1100GF	1100	1375	1200	1500	1980	2160	13200	5.35*2.2*2.55	Yuchai An Te You	12V4000G23RF	1205		1300	12/V	170*210	57	16.4:1	260	195	336.1	common rail	467	EPA2 级
1300GF	1300	1625	1450	1813	2340	2610	13200	5.35*2.2*2.55		12V4000G23F	1420		1575	12/V	170*210	57	16.4:1	260	189	348.9	common rail	467	EPA2 级
1460GF	1460	1825	1620	2025	2628	2916	13500	5.35*2.2*2.55		12V4000G63F	1570		1750	12/V	170*210	57	16.4:1	300	192	401.2	common rail	470	EPA2 级
1650GF	1650	2063	1800	2250	2970	3240	15500	6.1*2.2*2.58		16V4000G23F	1798		1968	16/V	170*210	76	16.4:1	260	192	444.0	common rail	508	EPA2 级
1800GF	1800	2250	2000	2500	3240	3600	16500	6.1*2.2*2.58		16V4000G63F	1965		2185	16/V	170*210	76	16.4:1	300	191	501.2	common rail	512	EPA2 级
2000GF	2000	2500	2200	2750	3600	3960	18400	6.41*2.6*3.0		20V4000G23F	2200		2420	20/V	170*210	95	16.4:1	390	190	528.9	common rail	588	EPA2 级
2200GF	2200	2750	2420	3025	3960	4356	18600	6.41*2.6*3.0		20V4000G63F	2420		2670	20/V	170*210	95	16.4:1	390	193	603.1	common rail	611	EPA2 级
2400GF	2400	3000	2640	3300	4320	4752	18600	6.41*2.6*3.0		20V4000G63LF	2590		2850	20/V	170*210	95	16.4:1	390	192	637.8	common rail	611	EPA2 级



BF8M Series

Hebei North China Diesel Engine Co, Ltd.(hereinafter referred to as Huachai Daowiz) provides another international brand engine for land diesegenerating units by introducing BF6M1015, BF8M1015 seres air-water colers, BF8L513,F8L413F series ai-cooled engines produced by German Daowiztechnology. "owitz"products have excelent performance, with large power, smal size, light weight, low fuel consumption, low noise, emissions up to Euro lstandards. t can adapt to the hiah alude k 5000m). more than 1000m above the alitude. the power per iter of 1000m drons by 9%. and more suitabie fothe alpine zone. It does not need any auxliay devices to start normally at minus 35℃ . It has high performance and price, convenient maintenance, andnational joint maintenance. t is also widely used in various felds such as generators, construction machinery, automobiles and troops. Our company isHuachaidouitz Company. Strategic partners and OEM customers.





BF6M Series

Genset									Engine												
Genset Model	Main power kW	Main power kVA	Backup power kW	Backup power kVA	Main current Power(A)	Backup current Power(A)	Net Weight	Overall Dimensions L*W*H(m)	Brand	Engine Type	Main power Power(kW)		Backup power Power(kW)	No Of Cylinders	Bore/Strokse (mm)	Exhaust Cspacity (L)	Compression Ratio	Lubricating Capacity (L)	Fuel Consumptio (G/kW.H)	Type Of Governor	Liquid coolind capacity (L)	Emission leveis
180GF	180	225	200	250	324	360	2320	3.0*1.4*2.1	DEUTZ	BF6M1015-LA GA	208		231	6	132*145	11.906	16.5:1	38	196	Electronic speed regulation		T2
200GF	200	250	220	275	360	396	2320	3.0*1.4*2.1		BF6M1015C-LA G1A	228		250	6	132*145	11.906	16.5:1	38	196	Electronic speed regulation	64	T2
220GF	220	275	250	313	396	450	2510	3.0*1.4*2.1		BF6M1015C-LA G2A	256		285	6	132*145	11.906	16.5:1	38	196	Electronic speed regulation	64	T2
250GF	250	313	280	350	450	504	2520	3.0*1.4*2.1		BF6M1015C-LA G3A	282		314	6	132*145	11.91	16.5:1	38	196	Electronic speed regulation	64	T2
280GF	280	350	300	375	504	540	2610	3.0*1.4*2.1		BF6M1015C-LA G4	310		345	6	132*145	11.91	16.5:1	38	196	Electronic speed regulation	64	T2
300GF	300	375	330	413	540	594	2595	3.0*1.4*2.1		BF6M1015CP-LA G	328		365	6	132*145	11.91	16.5:1	38	196	Electronic speed regulation	64	T2
350GF	350	438	380	475	630	684	3300	3.3*1.44*1.96		BF8M1015C-LA G1A	388		418	8	132*145	15.87	16.5:1	48	196	Electronic speed regulation	80	T2
360GF	360	450	400	525	648	756	3300	3.3*1.44*1.96		BF8M1015C-LA G2	403		440	8	132*145	15.87	16.5:1	48	196	Electronic speed regulation	80	T2
380GF	380	475	420	525	684	756	3300	3.3*1.44*1.96		BF8M1015CP-LA G1A	413		459	8	132*145	15.87	16.5:1	48	196	Electronic speed regulation	80	T2
400GF	400	500	440	550	720	792	3300	3.3*1.44*1.96		BF8M1015CP-LA G2	448		490	8	132*145	15.87	16.5:1	48	196	Electronic speed regulation	80	T2
410GF	410	513	450	563	738	810	3300	3.3*1.44*1.96		BF8M1015CP-LA G3	458		509	8	132*145	15.87	16.5:1	48	196	Electronic speed regulation	90	T2
430GF	430	538	470	588	774	846	3630	3.3*1.44*1.96		BF8M1015CP-LA G4	480		530	8	132*145	15.87	16.5:1	48	196	Electronic speed regulation	90	T2
450GF	450	563	480	600	810	864	3630	3.3*1.44*1.96		BF8M1015CP-LA G5	509		560	8	132*145	15.87	16.5:1	48	196	Electronic speed regulation	90	T2
550GF	550	688	600	750	990	1080	4000	3.5*1.6*2.3		HC12V132ZL-LA G1A	600		670	12	132*145	23.81	16.5:1	54	197	Electronic speed regulation	132	T2
600GF	600	750	660	825	1080	1188	4200	3.5*1.6*2.3		HC12V132ZL-LA G2A	666		740	12	132*145	23.81	16.5:1	54	197	Electronic speed regulation	132	T2

Imported Cummins diesel generator sets



3、4、6 缸 Series





V（50、60、78）series

Yingtai/original imported Cummins diesel generator set is our company's choice of original imported Cummins series diesel engine matchingYingtai (YINC TA) brand generator . Cummins Engine Manufacturer is the world leader n designing and manufacturing engines.Excelenqualty and outstanding relablity and safely (CE certication) provide advanced power solutions for the industrial feld. Distribution networks in 130counties, more than 500 distributors and more than 4,500 servicelspare parts supply points al over the world,we fully trust Cummins Engine Manufactur.ers with sufficient strenath and experience to provide vou with first-class product support anvtime and anwwhere.

Genset									Engine												
Genset Model	Main power		Backup power		Main current Power(A)	Backup current Power(A)	Net Weight	Overall Dimensions L*W*H(m)	Brand	Engine Type	Main power Power(kW)		Backup power Power(kW)	No Of Cylinders	Bore/Strokse (mm)	Exhaust Cspacity (L)	Compression Ratio	Fuel Consumptio (L/H)	Fuel Consumptio (G/kW.H)	Lubricating Capacity (L)	Type Of Governor	Liquid coolind capacity(L)	Emission leveis
	kW	kVA	kW	kVA																		
20GF	20	25	22	27.5	36	39.6	710	1.7*0.9*1.4	Imported Cummins	X2.5G2	24.4		27	3	91.4X127	2.5	18.5:1	6.5	204	6	Mechanics	25	N/A
28GF	28	35	30	37.5	50.4	54	750	1.7*0.9*1.4		X3.3G1	32		36	4	91.4X127	3.3	18.5:1	6.5	226	8.5	Mechanics	25	N/A
32GF	32	40	35	43.75	57.6	63	800	1.8*0.9*1.4		S3.8G4	38.7		43.4	4	97X128	3.8	17.5:1	11	218	9.9	Mechanics	25	N/A
40GF	40	50	44	55	72	79.2	830	1.8*0.9*1.4		4BT3.3 G3	46		51	4	95X115	3.3	18.0:1	8	212	11	Electric tuning	33	EU S2
40GF	40	50	45	56.25	72	81	850	1.8*0.9*1.4		S3.8G6	48.7		53.6	4	97X128	3.8	17.5:1	11	223	12.8	Mechanics	33	N/A
48GF	48	60	53	66.25	86.4	95.4	880	1.8*0.9*1.4		S3.8G7	59.6		64.9	4	97X128	3.8	17.5:1	11	210	14.7	Mechanics	33	N/A
66GF	66	82.5	72	90	118.8	129.6	1000	2.4*1.0*1.8		QSB5G3	81		94	4	107X124	4.5	17.3:1	11	220	22	Electronic fuel injection	35	T3
73GF	73	91.25	80	100	131.4	144	1200	2.4*1.0*1.8		QSB5G4	89		103	4	107X124	4.5	17.3:1	11	228	24	Electronic fuel injection	35	T3
80GF	80	100	88	110	144	158.4	1250	2.5*1.0*1.8		QSB5G5	97		113	4	107X124	4.5	17.3:1	11	219	25	Electronic fuel injection	35	T3
109GF	109	136.25	120	150	196.2	216	1300	2.5*1.0*1.8		QSB5G6	128		144	4	107X124	4.5	17.3:1	11	209	31	Electronic fuel injection	41	T3
120GF	120	150	140	175	216	252	1720	2.65*1.0*1.8		QSB7G3	151		174	6	107X124	6.7	17.2:1	17.5	216	38	Electronic fuel injection	41	T3
144GF	144	180	160	200	259.2	288	1750	2.7*1.0*1.8		QSB7G4	168		196	6	107X124	6.7	17.2:1	17.5	215	42	Electronic fuel injection	41	T3
160GF	160	200	176	220	288	316.8	1800	2.8*1.0*1.8		QSB7G5	182		213	6	107X124	6.7	17.2:1	17.5	203	51	Electronic fuel injection	43	T3
180GF	180	225	200	250	324	360	2000	3.0*1.0*1.78		QSL9G2	206		239	6	114X145	8.8	17.8:1	24	220	62	Electronic fuel injection	57	T3
200GF	200	250	220	275	360	396	2171	3.0*1.0*1.78		QSL9G3	227		257	6	114X145	8.8	17.8:1	24	221	59	Electronic fuel injection	57	T3
220GF	220	275	240	300	396	432	2171	3.0*1.0*1.78		QSL9G4	245		279	6	114X145	8.8	17.8:1	24	214	61	Electronic fuel injection	57	T3
240GF	240	300	264	330	432	475.2	2400	3.0*1.0*1.78		QSL9G5	268		310	6	114X145	8.8	17.8:1	24	199	63	Electronic fuel injection	57	N/A
240GF	240	300	264	330	432	475.2	2400	3.0*1.0*1.78		QSL9G7	271		300	6	114X145	8.8	16.1:1	24	214	70	Electronic fuel injection	57	T3
250GF	250	313	280	350	450	504	2870	3.2*1.05*2.05		NT855G6	280		310	6	140X152	14	14.0:1	36	208	69	Electric tuning	57	N/A
292GF	292	365	320	400	525.6	576	2870	3.2*1.05*2.05		NTA855G4	317		351	6	140X152	14	14.0:1	36	204	84	Electric tuning	75	N/A

IMPORTED CUMMINS

Drafting and revision unit of national standard for diesel generator set GB/T2820

英泰® YING TAI

Genset									Engine													
Genset Model	Main power kW	Main power kVA	Backup power kW	Backup power kVA	Main current Power(A)	Backup current Power(A)	Net Weight	Overall Dimensions L*W*H(m)	Brand	Engine Type	Main power Power(kW)		Backup power Power(kW)	No Of Cylinders	Bore/Strokse (mm)	Exhaust Cspacity (L)	Compression Ratio	Fuel Consumptio (L/H)	Fuel Consumptio (G/kW.H)	Lubricating Capacity (L)	Type Of Governor	Liquid coolind capacity(L)	Emission leveis
320GF	320	400	352	440	576	633.6	2900	3.4*1.05*2.05		NTA855G7	/		391	6	140X152	14	14.0:1	36	212	97.7	Electric tuning	75	N/A
320GF	320	400	360	450	576	648	3800	3.3*1.4*1.9		QSX15G4	358		392	6	137X169	15	17.0:1	84	199	85.7	Electronic fuel injection	75	T2
360GF	360	450	400	500	648	720	4300	3.8*1.36*2.05		QSX15G13	418		462	6	137X169	14.9	17.2:1	84	199	90.8	Electronic fuel injection	75	T3
364GF	364	455	400	500	655.2	720	4250	3.8*1.36*2.05		QSX15G6	414		459	6	137X169	15	17.0:1	84	197	95.7	Electronic fuel injection	89	T2
400GF	400	500	440	550	720	792	4250	3.8*1.36*2.05		QSX15G8	444		500	6	137X169	15	17.0:1	91	198	93	Electronic fuel injection	104	T2
400GF	400	500	440	550	720	792	4400	3.8*1.36*2.05		QSX15G16	461		509	6	137X169	15	17.2:1	91	204	103	Electronic fuel injection	104	T3
360GF	360	450	400	500	648	720	3800	3.65*1.23*2.15		KTA19G3	403		448	6	159X159	18.9	13.9:1	50	204	97	Electric tuning	95	N/A
400GF	400	500	440	550	720	792	3885	3.65*1.23*2.15		KTA19G4	448		504	6	159X160	18.9	13.9:1	72	213	107	Electric tuning	95	N/A
509GF	509	636.25	560	700	916.2	1008	6300	3.8*1.61*2.33		VTA28G5	560		612	12	140X152	28	13.1:1	68	213	140	Electric tuning	155	N/A
520GF	520	650	572	715	936	1029.6	4550	3.85*1.48*2.42		QSK19G4	574		634	6	159x159	18.9	15.0:1	72	215	147	Electronic fuel injection	105	T3
600GF	600	750	660	825	1080	1188	6390	3.9*1.61*2.33		VTA28G6	/		733	12	140X152	28	13.1:1	68	226	195	Electric tuning	165	N/A
600GF	600	750	660	825	1080	1188	6390	4.15*1.66*2.23		QSK23G2	656		724	6	170x170	23.2	16.0:1	135	196	151	Electronic fuel injection	127	T1
600GF	600	750	660	825	1080	1188	6390	4.15*1.66*2.23		QSK23G8	656		724	6	170x170	23.2	16.0:1	103	193	150	Electronic fuel injection	127	EU S2
648GF	648	810	720	900	1166.4	1296	6550	4.15*1.66*2.23		QSK23G3	701		768	6	170x170	23.2	16.0:1	135	195	161	Electronic fuel injection	127	T1
648GF	648	810	720	900	1166.4	1296	6550	4.15*1.66*2.23		QSK23G9	716		719	6	170x170	23.2	16.0:1	135	193	163	Electronic fuel injection	130	T3
728GF	728	910	800	1000	1310.4	1440	7450	4.13*1.83*2.48		QST30G3	806		895	12	140X165	30.5	14.0:1	133	194	184	Electronic fuel injection	185	N/A
728GF	728	910	800	1000	1310.4	1440	7500	4.4*1.75*2.48		KTA38G3	806		895	12	159x159	37.8	13.9:1	114	209	198	Electric tuning	220	N/A
800GF	800	1000	880	1100	1440	1584	8000	4.13*1.83*2.48		QST30G4	880		969	12	140X165	30.5	14.0:1	133	195	202	Electronic fuel injection	240	N/A
800GF	800	1000	880	1100	1440	1584	7375	4.4*1.75*2.48	Imported Cummins	KTA38G5	880		970	12	159x159	37.8	13.9:1	161	201	228	Electric tuning	264	N/A
1000GF1	/	/	1000	1250	/	1800	7500	4.46*1.83*2.55		KAT38G9	/		1089	12	159x159	37.8	13.9:1	161	199	261	Electric tuning	305	N/A
908GF	908	1135	1000	1250	1634.4	1800	8300	4.6*2.01*2.56		QSK38G2	989		1096	12	159x159	37.7	15.0:1	161	201	261	Electronic fuel injection	305	T3
1020GF	1020	1275	1120	1400	1836	2016	8505	4.6*2.01*2.56		QSK38G3	1107		1223	12	159x159	37.7	15.0:1	161	203	261	Electronic fuel injection	338	T3
1020GF	1020	1275	1120	1400	1836	2016	8505	4.6*2.01*2.56		QSK38G5	1107		1224	12	159x159	37.7	15.0:1	161	208	261	Electronic fuel injection	338	T3
1020GF	1020	1275	1120	1400	1836	2016	9210	5.12*2.04*2.6		KTA50G3	1097		1227	16	159x159	50.3	13.9:1	177	202	261	Electric tuning	338	N/A
1120GF	1120	1400	1340	1675	2016	2412	9300	5.6*2.14*2.64		KTA50G8	1200		1429	16	159x159	50.3	14.9:1	177	205	289	Electric tuning	338	N/A
1120GF	1120	1400	1232	1540	2016	2217.6	9210	5.6*2.14*2.64		QSK50G3	1210		1400	16	159x159	50.3	15.0:1	204	209	309	Electronic fuel injection	378	T3
1200GF	1200	1500	1340	1675	2160	2412	9570	5.6*2.14*2.64		KTA50GS8	1287		1429	16	159x159	50.3	14.9:1	204	204	309	Electric tuning	378	N/A
1232GF	1232	1540	1360	1700	2217.6	2448	10000	5.6*2.14*2.64		QSK50G4	1328		1477	16	159x159	50.3	15.0:1	204	230	325	Electronic fuel injection	378	T3
1320GF	1320	1650	1460	1825	2376	2628	12000	5.6*2.14*2.64		QSK50G7	1421		1582	16	159x159	50.3	15.0:1	204	204	340	Electronic fuel injection	380	T3
1400GF	1400	1750	1540	1925	2520	2772	13000	5.8*2.14*2.64		QSK50G15	1530		1649	16	159x159	50.3	14.7:1	240	219	361	Electronic fuel injection	400	N/A
1500GF	1500	1875	1650	2062.5	2700	2970	14000	5.8*2.14*2.64		QSK50G16	1638		1758	16	159X159	50.3	14.7:1	240	214	378	Electronic fuel injection	450	N/A
1600GF	1600	2000	2000	2500	2880	3600	15000	5.8*2.14*2.64		QSK50G17	1784		1972	16	159x159	50.3	14.7:1	240	222	419	Electronic fuel injection	500	N/A
1636GF	1636	2045	1800	2250	2944.8	3240	15400	6.0*2.25*2.66		QSK60G4	1730		1915	16	159x190	60.2	14.5:1	280	193	394	Electronic fuel injection	541	N/A
1800GF	1800	2250	2000	2500	3240	3600	21000	6.0*2.25*2.66		QSK60G21	1936		2164	16	159X190	60.2	14.5:1	280	200	455	Electronic fuel injection	603	T3
2000GF	2000	2500	2200	2750	3600	3960	21500	6.0*2.25*2.66		QSK60-G23	2093		2326	16	159X190	60.2	14.5:1	280	200	496.5	Electronic fuel injection	600	T2
2000GF	2000	2500	2200	2750	3600	3960	22000	6.5*2.88*3.5		QSK78G18	2151		2383	18	170 × 190	77.6	15.5:1	280	193	500	Electronic fuel injection	750	N/A
2200GF	2200	2750	2400	3000	3960	4320	22000	6.5*2.88*3.5		QSK78G9	2304		2539	18	170X190	77.6	15.5:1	280	195	528	Electronic fuel injection	750	N/A

THE HIGH-VOLTAGE

The high-voltage generator sets



V 型（8、2、16、20 缸）Series（高压）

The high-voltage generator set is powered by high-quality and famous domestic and foreign diesel engines. According to the national standard GB/T2820, it is equipped with Yingtai high-quality generators to produce medium and high-voltage series generator sets (6300V, 10500V). The high-voltage generator set is divided into two types: light oil (diesel) and heavy oil, with high voltage regulation accuracy, good dynamic performance, small voltage waveform distortion, and high efficiency. Compact structure, convenient maintenance, reliable operation, long service life, and good economic performance. It is an ideal choice for industries such as power plants and data centers.

Genset													Engine										
Genset Model	Main power		Backup power		Rated voltage Power(V)	Main current Power(A)	Backup current Power(A)	Net Weight (kg)	Overall Dimensions L*W*H(m)	Engine Type	Brand		Main power Power(kW)	Backup power Power(KW)	No Of Cylinders	Bore/Stroke (mm)	Exhaust Cspacity (L)	Compression Ratio	Lubricating Capacity (L)	Fuel Consumptio (G/kW.H)	Fuel Consumptio (L/H)	Type Of Governor	Liquid coolind capacity(L)	Emission leveis
	kW	kVA	kW	kVA																			
520GFH	520	650	560	700	6300/10500	59.6/35.8	64.2/38.5	4075	4.06*1.56*2.16	2806A-E18TAG2L	PERKINS		565	⁄	6	145x183	18.1	14.5:1	62	⩽ 203	123	Electronic fuel jection	95	⁄
600GFH	600	750	660	825		68.8/41.3	75.6/45.4	6359	4.58*1.91*2.28	4006-23TAG2A			682	⁄	6	160x190	22.9	13.6:1	55.5	⩽ 209	126	Electronics	165	⁄
640GFH	640	800	704	880		73.3/44	80.7/48.4	6359	4.58*1.91*2.28	4006-23TAG3A			705	⁄	6	160x190	22.9	13.6:1	123	⩽ 208	137	Electronics	165	⁄
720GFH	720	900	800	1000		82.5/49.5	91.7/55	6920	5.24*2.04*2.45	4008TAG1A			805	⁄	8	160x190	30.6	13.6:1	153	⩽ 203	143	Electronics	185	⁄
818GFH	818	1022.5	880	1100		93.7/56.2	100.9/60.5	6920	5.24*2.04*2.45	4008TAG2A			899	⁄	8	160x190	30.6	13.6:1	153	⩽ 205	175	Electronics	220	⁄
900GFH	900	1125	1000	1250		103.1/61.9	114.6/68.8	7000	5.24*2.04*2.45	4008-30TAG3			1105	⁄	8	160x190	30.6	13.0:1	153	⩽ 208	206	Electronics	280	⁄
1000GFH	1000	1250	1108	1385		114.6/68.8	127/76.2	9059	5.22*1.9*2.42	4012-46TWG2A			1113	⁄	12	160x190	45.8	13.0:1	159	⩽ 200	207	Electronics	330	⁄
1200GFH	1200	1500	1330	1663		2160	2394	10800	5.42*2.21*2.49	4012-46TAG2A			1331	⁄	12	160x190	45.8	13.0:1	177	⩽ 207	303	Electronics	380	⁄
1368GFH	1368	1710	1500	1875		156.8/94.1	171.9/103.1	10890	5.42*2.21*2.49	4012-46TAG3A			1500	⁄	12	160x190	45.8	13.0:1	177	⩽ 207	303	Electronics	380	⁄
1480GFH	1480	1850	1600	2000		169.6/101.8	183.4/110	15500	5.93*2.3*3.02	4016TAG1A			1588	⁄	16	160x190	61.1	13.0:1	238	⩽ 199	297	Electronics	510	⁄
1600GFH	1600	2000	1800	2250		183.4/110	206.3/123.8	15500	5.93*2.3*3.02	4016TAG2A			1766	⁄	16	160x190	61.1	13.0:1	238	⩽ 205	341	Electronics	540	⁄
1800GFH	1800	2250	2000	2500		206.3/123.8	229.2/137.5	15500	5.93*2.3*3.02	4016-61TRG3			1975	⁄	16	160x190	61.1	13.0:1	238	⩽ 208	385	Electronics	600	⁄
1100GFH	1100	1375	1200	1500	6300/10500	126.1/75.6	137.5/82.5	13200	5.55*2.2*2.55	12V4000G23RF	MTU		1205	1300	12/V	170*210	57.2	16.4:1	260	195	336.1	common rail	467	EPA2
1300GFH	1300	1625	1450	1812.5		149/89.4	166.2/99.7	13200	5.55*2.2*2.55	12V4000G23F			1420	1575	12/V	170*210	57.2	16.4:1	260	189	348.9	common rail	467	EPA2
1460GFH	1460	1825	1620	2025		167.3/100.4	185.7/111.4	13500	5.55*2.2*2.55	12V4000G63F			1570	1750	12/V	170*210	57.2	16.4:1	300	192	401.2	common rail	470	EPA2
1650GFH	1650	2062.5	1800	2250		189.1/113.5	206.3/123.8	15500	6.3*2.2*2.58	16V4000G23F			1798	1968	16/V	170*210	76.3	16.4:1	260	192	444	common rail	508	EPA2
1800GFH	1800	2250	2000	2500		206.3/123.8	229.2/137.5	16500	6.3*2.2*2.58	16V4000G63F			1965	2185	16/V	170*210	76.3	16.4:1	300	191	501.2	common rail	512	EPA2
2000GFH	2000	2500	2200	2750		229.2/137.5	252.1/151.3	18400	6.61*2.6*3.0	20V4000G23F			2200	2420	20/V	170*210	95.4	16.4:1	390	190	528.9	common rail	588	EPA2
2200GFH	2200	2750	2420	3025		252.1/151.3	277.3/166.4	18600	6.61*2.6*3.0	20V4000G63F			2420	2670	20/V	170*210	95.4	16.4:1	390	193	603.1	common rail	611	EPA2
2400GFH	2400	3000	2640	3300		275/165	302.6/181.5	18600	6.61*2.6*3.0	20V4000G63LF			2590	2850	20/V	170*210	95.4	16.4:1	390	192	637.8	common rail	611	EPA2

The high-voltage generator sets

Genset												Engine											
Genset Model	Main power		Backup power		Rated voltage Power(V)	Main current Power(A)	Backup current Power(A)	Net Weight (kg)	Overall Dimensions L*W*H(m)	Engine Type	Brand		Main power Power(kW)	Backup power Power(KW)	No Of Cylinders	Bore/Stroke (mm)	Exhaust Cspacity (L)	Compression Ratio	Lubricating Capacity (L)	Fuel Consumptio (G/kW.H)	Fuel Consumptio (L/H)	Type Of Governor	Liquid coolind capacity(L)	Emission leveis
	kW	kVA	kW	kVA																				
550GF1H	/	/	550	700	6300/10500	/	63/37.8	6400	4.5*1.53*2.27	KTAA19-G6A	CHONGQING CUMMINS		/	610	6	159X159	19	13.9：1	37.9	215	158.1	Electronic speed regulation	165	无
500GFH	500	625	560	700		57.3/34.4	64.2/38.5	8520	4.6*1.85*2.6	KT38-G			560	615	12	159X159	38	14.5：1	113.6	213	143	Electronic speed regulation	185	无
570GFH	570	712.5	630	787.5		65.3/39.2	72.2/43.3	8580	4.7*1.85*2.6	KTA38-G1			634	701	12	159X159	38	14.5：1	151.4	215	163	Electronic speed regulation	185	无
570GFH	570	712.5	630	787.5		65.3/39.2	72.2/43.3	8580	4.7*1.85*2.6	KTA38-G1B			634	701	12	159X159	38	14.5：1	151.4	215	163	Electronic speed regulation	185	无
580GFH	580	725	640	800		66.5/39.9	73.3/44	8580	4.7*1.85*2.6	KT38-GA			647	711	12	159X159	38	14.5：1	113.6	221	188	Electronic speed regulation	185	无
600GFH	600	750	660	825		68.8/41.3	75.6/45.4	8580	4.8*1.85*2.6	KTA38-G2			664	731	12	159X159	38	14.5：1	151.4	214	170	Electronic speed regulation	185	无
640GFH	640	800	710	887.5		73.3/44	81.4/48.8	8840	4.5*1.85*2.6	KTA38-G2B			711	790	12	159X159	38	14.5：1	151.4	200	170	Electronic speed regulation	185	无
728GFH	728	910	800	1000		83.4/50.1	91.7/55	8840	4.5*1.85*2.6	KTA38-G2A			813	895	12	159X159	38	14.5：1	151.4	203	197.6	Electronic speed regulation	185	无
800GFH	800	1000	880	1100		91.7/55	100.9/60.5	7375	4.8*1.85*2.6	KTA38-G5			881	970	12	159X159	38	14.5：1	151.4	202	213	Electronic speed regulation	220	无
1000GF1H	/	/	1000	1250		/	114.6/68.8	9840	4.8*1.85*2.6	KTA38-G9			/	1090	12	159×159	38	14.5:1	135.1	193	253	Electronic speed regulation	240	无
1000GFH	1000	1250	1100	1375		114.6/68.8	126.1/75.6	11900	5.0*2.11*2.7	KTA50-G3			1097	1227	16	159×159	50	13.9:1	178	202	266	Electronic speed regulation	240	无
1020GFH	1020	1275	1100	1375		116.9/70.1	126.1/75.6	11910	5.0*2.11*2.7	KTA50-G12			1148	1210	16	159X159	50	13.9:1	178	202	266	Electronic speed regulation	305	无
1100GFH	1100	1375	1320	1650		126.1/75.6	151.3/90.8	11960	5.1*2.11*2.7	KTA50-G12A			1200	1412	16	159X159	50	13.9:1	178	202	266	Electronic speed regulation	338	无
1100GFH	1100	1375	1320	1650		126.1/75.6	151.3/90.8	12000	5.6*2.11*2.7	KTA50-G8			1200	1429	16	159×159	50	13.9:1	178	205	289	Electronic speed regulation	378	无
1180GFH	1180	1475	1320	1650		135.2/81.1	151.3/90.8	12300	5.6*2.11*2.7	KTA50-GS8			1287	1429	16	159×159	50	13.9:1	204	204	309	Electronic speed regulation	378	无
1340GFH	1340	1675	1500	1875		153.6/92.1	171.9/103.1	12600	5.6*2.11*2.7	KTA50-G15X			1491	1656	16	159X159	50	13.9:1	204	205	405	Electronic speed regulation	400	无
500GFH	500	625	550	687.5	6300/10500	57.3/34.4	63/37.8	6600	4.0*1.53*2.27	KTA19-G8A	CHONGQING CUMMINS T3		550	610	6	159X159	19	13.9：1	37.9	209	144	Electronic speed regulation	165	T3
509GFH	509	636.25	560	700		58.3/35	64.2/38.5	6500	3.9*1.94*2.4	QSK19-G1B			564	624	6	159X159	19	15.0：1	84	201	143	Electronic fuel injection	165	T3
520GFH	520	650	570	712.5		59.6/35.8	65.3/39.2	6500	3.9*1.45*2.4	QSK19-G4			574	634	6	159X159	19	15.0：1	84	215	145	Electronic fuel injection	165	T3
545GFH	545	681.25	600	750		62.5/37.5	68.8/41.3	6500	3.9*1.94*2.4	QSK19-G19			600	660	6	159X159	19	15.0：1	84	201	143	Electronic fuel injection	165	T3
545GFH	545	681.25	600	750		62.5/37.5	68.8/41.3	6650	4.0*1.53*2.27	KTA19-G9A			606	671	6	159X159	19	13.9：1	50	205	150	Electronic speed regulation	165	T3
550GFH	550	687.5	600	750		63/37.8	68.8/41.3	6600	4.0*1.94*2.4	QSK19-G11			606	667	6	159X159	19	15.0：1	84	216	153.8	Electronic fuel injection	165	T3
600GFH	600	750	660	825		68.8/41.3	75.6/45.4	7000	4.2*1.94*2.4	QSK19-G20			668	739	6	159X159	19	14.2：1	84	197	155	Electronic fuel injection	165	T3
600GFH	600	750	660	825		68.8/41.3	75.6/45.4	8900	4.7*2.11*2.7	QSK38-G8			657	730	12	159X159	38	15.0:1	170	217	168	Electronic fuel injection	185	T3
650GFH	650	812.5	700	875		74.5/44.7	80.2/48.1	8900	5.3*2.14*2.55	KTA38-G2E			715	770	12	159X159	38	14.7：1	151.4	209	181	Electronic speed regulation	185	T3
655GFH	655	818.75	720	900		75.1/45	82.5/49.5	7000	4.2*1.94*2.4	QSK19-G21			724	801	6	159X159	19	14.2：1	84	197	167	Electronic fuel injection	165	T3
727GFH	727	908.75	800	1000		83.3/50	91.7/55	9050	4.7*2.11*2.7	QSK38-G9			826	911	12	159X159	38	14.2：1	117	222	216	Electronic fuel injection	220	T3
728GFH	728	910	800	1000		83.4/50.1	91.7/55	9050	4.7*2.11*2.7	QSK38-G6			791	878	12	159X159	38	15.0:1	170	212	197	Electronic fuel injection	220	T3
750GFH	750	937.5	800	1000		86/51.6	91.7/55	9000	5.1*1.89*2.5	KTA38-G5E			825	880	12	159X159	38	14.7：1	135	206	205	Electronic speed regulation	220	T3
800GFH	800	1000	880	1100		91.7/55	100.9/60.5	9250	4.7*2.11*2.7	QSK38-G10			903	997	12	159X159	38	14.2：1	117	218	232	Electronic fuel injection	240	T3
806GFH	806	1007.5	887	1108.75		92.4/55.4	101.7/61	9250	4.7*2.11*2.7	QSK38-G1			876	970	12	159X159	38	15.0:1	170	206	212	Electronic fuel injection	240	T3
850GFH	850	1062.5	900	1125		97.4/58.4	103.1/61.9	9400	5.3*2.14*2.55	KTA38-G7E			935	990	12	159X159	38	14.7：1	135	204	230	Electronic speed regulation	240	T3
900GFH	900	1125	1000	1250		103.1/61.9	114.6/68.8	9400	5.3*2.14*2.55	KTA38-G9E			990	1100	12	159X159	38	14.7：1	135	203	243	Electronic speed regulation	305	T3
909GFH	909	1136.25	1000	1250		104.2/62.5	114.6/68.8	9250	4.7*2.11*2.7	QSK38-G11			1022	1129	12	159X159	38	14.3：1	117	212	255	Electronic fuel injection	305	T3
915GFH	915	1143.75	1007	1258.75		104.9/62.9	115.4/69.2	9250	4.7*2.11*2.7	QSK38-G2			989	1096	12	159X159	38	15.0:1	170	202	235	Electronic fuel injection	305	T3
1000GFH	1000	1250	1100	1375		114.6/68.8	126.1/75.6	13800	4.7*2.11*2.7	QSK38-G5			1107	1224	12	159×159	38	14.5:1	151.4	211	274	Electronic Control	340	T3
1000GFH	1000	1250	1100	1375		114.6/68.8	126.1/75.6	11300	5.6*2.2*2.6	KTA50-G3E			1100	1210	16	159X159	50	13.9:1	178	202	266	Electronic speed regulation	340	T3
1018GFH	1018	1272.5	1120	1400		116.7/70	128.4/77	9700	4.7*2.11*2.7	QSK38-G12			1134	1254	12	159X159	38	14.2：1	117	205	274	Electronic fuel injection	340	T3
1080GFH	1080	1350	1200	1500		123.8/74.3	137.5/82.5	9700	4.8*2.11*2.7	QSK38-G19			1183	1333	12	159X159	38	15.0:1	170	207	288	Electronic fuel injection	340	T3
1100GFH	1100	1375	1200	1500		126.1/75.6	137.5/82.5	11700	5.6*2.2*2.6	KTA50-G7E			1210	1320	16	159X159	50	14.7：1	176	204	297	Electronic speed regulation	340	T3
1120GFH	1120	1400	1232	1540		128.4/77	141.2/84.7	10000	4.8*2.11*2.7	QSK38-G13			1239	1371	12	159X159	38	14.2：1	117	199	291	Electronic fuel injection	340	T3
1200GFH	1200	1500	1300	1625		137.5/82.5	149/89.4	12500	5.6*2.13*2.7	KTA50-G8E			1320	1430	16	159X159	50	14.7：1	176	195	309	Electronic speed regulation	380	T3
1218GFH	1218	1522.5	1340	1675		139.6/83.8	153.6/92.1	10700	4.8*2.11*2.7	QSK38-G14			1346	1489	12	159X159	38	14.2：1	117	208	329	Electronic fuel injection	380	T3
1280GFH	1280	1600	1408	1760		146.7/88	161.4/96.8	10700	4.8*2.11*2.7	QSK38-G15			1399	1548	12	159X159	38	14.2：1	117	203	334	Electronic fuel injection	380	T3
1340GFH	1340	1675	1500	1875		153.6/92.1	171.9/103.1	12800	5.8*2.2*2.8	KTA50-G15A			1485	1650	16	159X159	50	14.7：1	234	204	305	Electronic speed regulation	450	T3
1500GFH	1500	1875	1656	2070		171.9/103.1	171.9/103.1	13200	5.8*2.2*2.8	KTA50-G16A			1650	1760	16	159X159	50	14.7：1	234	204	305	Electronic speed regulation	500	T3

The high-voltage generator sets

Genset												Engine											
Genset Model	Main power		Backup power		Rated voltage Power(V)	Main current Power(A)	Backup current Power(A)	Net Weight (kg)	Overall Dimensions L*W*H(m)	Engine Type	Brand		Main power Power(kW)	Backup power Power(KW)	No Of Cylinders	Bore/ Strokse (mm)	Exhaust Cspacity (L)	Compression Ratio	Lubricating Capacity (L)	Fuel Consumptio (G/kW.H)	Fuel Consumptio (L/H)	Type Of Governor	Liquid coolind capacity(L)	Emission leveis
	kW	kVA	kW	kVA																				
500GFH	500	625	550	687.5	6300/10500	57.3/34.4	63/37.8	5500	4.0*1.58*2.13	YC6TD840-D30	Yuchai Power T3		561	616	6	152*180	19.6	14.0:1	52	210	100.14	High voltage common rail	148	T3
550GFH	550	687.5	600	750		63/37.8	68.8/41.3	6000	4.1*1.58*2.13	YC6TD900-D30			605	665	6	152*180	19.6	14.0:1	52	210	107.99	High voltage common rail	160	T3
600GFH	600	750	660	825		68.8/41.3	75.6/45.4	6300	4.1*1.58*2.13	YC6TD1000-D30			668	735	6	152*180	19.6	14.0:1	52	210	119.24	High voltage common rail	200	T3
650GFH	650	812.5	710	887.5		74.5/44.7	81.4/48.8	6500	4.5*2.0*2.28	YC6TH1070-D31			715	787	6	175*195	28.14	14.0:1	113	207.1	125.87	Electric control unit pump	200	T3
730GFH	730	912.5	800	1000		83.7/50.2	91.7/55	6750	4.5*2.0*2.28	YC6TH1220-D31			815	897	6	175*195	28.14	14.0:1	113	206.1	142.78	Electric control unit pump	200	T3
800GFH	800	1000	900	1125		91.7/55	103.1/61.9	7000	4.6*2.0*2.28	YC6TH1320-D31			880	968	6	175*195	28.14	14.0:1	113	207.2	154.99	Electric control unit pump	230	T3
600GFH	600	750	660	825		68.8/41.3	75.6/45.4	7200	4.8*1.68*2.31	YC6C1020-D31			680	748	6	200*210	39.58	14.5:1	160	209	120.8	Electric control unit pump	230	T3
650GFH	650	812.5	710	887.5		74.5/44.7	81.4/48.8	7500	4.8*1.68*2.31	YC6C1070-D31			715	787	6	200*210	39.58	14.5:1	160	212.1	128.9	Electric control unit pump	230	T3
730GFH	730	912.5	800	1000		83.7/50.2	91.7/55	7800	4.8*1.68*2.31	YC6C1220-D31			815	897	6	200*210	39.58	14.5:1	160	209	144.78	Electric control unit pump	230	T3
800GFH	800	1000	900	1125		91.7/55	103.1/61.9	8000	5.0*1.76*2.56	YC6C1320-D31			880	968	6	200*210	39.58	14.5:1	160	208.8	156.18	Electric control unit pump	230	T3
900GFH	900	1125	1000	1250		103.1/61.9	114.6/68.8	8200	5.0*1.76*2.56	YC6C1520-D31			1016	1118	6	200*210	39.58	13.5:1	160	208.2	179.8	Electric control unit pump	230	T3
1000GFH	1000	1250	1100	1375		114.6/68.8	126.1/75.6	8500	5.0*2.15*2.56	YC6C1660-D31			1110	1221	6	200*210	39.58	13.5:1	160	208.2	196.44	Electric controlled high-pressure common rail Electric control unit pump	230	T3
800GFH	800	1000	900	1125		91.7/55	103.1/61.9	7700	4.6*2.1*2.45	YC12VTD1350-D30			900	990	12	152*180	39.2	14.0:1	215	212.8	162.79	Electric controlled high-pressure common rail Electric control unit pump	500	T3
900GFH	900	1125	1000	1250		103.1/61.9	114.6/68.8	8000	4.6*2.1*2.45	YC12VTD1500-D30			1000	1100	12	152*180	39.2	14.0:1	215	210.8	179.18	Electric controlled high-pressure common rail Electric control unit pump	510	T3
1000GFH	1000	1250	1100	1375		114.6/68.8	126.1/75.6	8300	4.6*2.1*2.45	YC12VTD1680-D30			1120	1230	12	152*180	39.2	14.0:1	215	210.2	200.11	Electric controlled high-pressure common rail Electric control unit pump	520	T3
1100GFH	1100	1375	1200	1500		126.1/75.6	137.5/82.5	8800	4.7*2.1*2.45	YC12VTD1830-D30			1220	1342	12	152*180	39.2	14.0:1	215	209.1	216.84	Electric controlled high-pressure common rail		T3
1200GFH	1200	1500	1300	1625		137.5/82.5	149/89.4	9200	4.7*2.1*2.45	YC12VTD2000-D30			1345	1480	12	152*180	39.2	14.0:1	215	210.2	240.31	Electric control unit pump	540	T3
1200GFH	1200	1500	1350	1687.5		137.5/82.5	154.7/92.8	14500	5.7*2.1*2.56	YC12VC2070-D31			1380	1520	12	200×210	79.17	13.5:1	370	205.3	240.82	Electric control unit pump	554	T3
1350GFH	1350	1687.5	1500	1875		154.7/92.8	171.9/103.1	14700	5.7*2.1*2.56	YC12VC2270-D31			1520	1670	12	200×210	79.17	13.5:1	370	203.6	263.05	Electric control unit pump	608	T3
1500GFH	1500	1875	1600	2000		171.9/103.1	183.4/110	15000	5.9*2.1*2.94	YC12VC2510-D31			1680	1850	12	200×210	79.17	13.5:1	370	207	295.6	Electric control unit pump	626	T3
1700GFH	1700	2125	1800	2250		194.8/116.9	206.3/123.8	15500	5.9*2.1*2.94	YC12VC2700-D31			1805	1985	12	200×210	79.17	13.5:1	370	204.4	313.6	Electric control unit pump	651	T3
1800GFH	1800	2250	2000	2500		206.3/123.8	229.2/137.5	16000	6.0*2.1*2.94	YC12VC3000-D30			2005	2206	12	200*210	79.17	13.5:1	370	210.7	359.09	Electric control unit pump	676	T3
1350GFH	1350	1687.5	1500	1875		154.7/92.8	171.9/103.1	12000	5.0*2.2*2.6	YC16VTD2270-D30			1520	1672	16	152*180	52.26	14.0:1	310	205.7	265.76	Electric control unit pump	600	T3
1500GFH	1500	1875	1650	2062.5		171.9/103.1	189.1/113.5	12800	5.0*2.2*2.6	YC16VTD2510-D30			1680	1850	16	152*180	52.26	14.0:1	310	205	292.74	Electric control unit pump	600	T3
1700GFH	1700	2125	1800	2250		194.8/116.9	206.3/123.8	13500	5.0*2.2*2.6	YC16VTD2700-D30			1805	1985	16	152*180	52.26	14.0:1	310	199.9	306.7	Electric control unit pump	600	T3
1800GFH	1800	2250	2000	2500		206.3/123.8	229.2/137.5	17000	7.2*2.96*3.5	YC16VC3000-D31			2005	2206	16	200*210	105.56	13.5:1	430	205.7	350.56	Electric control unit pump	623.6	T3
2000GFH	2000	2500	2200	2750		229.2/137.5	252.1/151.3	18000	7.2*2.96*3.5	YC16VC3300-D31			2205	2426	16	200*210	105.56	13.5:1	430	205.7	385.53	Electric control unit pump	623.6	T3
2200GFH	2200	2750	2400	3000		252.1/151.3	275/165	19000	7.2*2.96*3.5	YC16VC3600-D31			2405	2646	16	200*210	105.56	13.5:1	430	206.7	422.55	Electric control unit pump	623.6	T3
2400GFH	2400	3000	2600	3250		275/165	298/178.8	20000	7.2*2.96*3.5	YC16VC4000-D31			2673	2940	16	200*210	105.56	13.5:1	430	210.5	478.27	Electric control unit pump	623.6	T3
2500GFH	2500	3125	2750	4320		286.5/171.9	315.2/189.1	21000	7.5*2.96*3.5	YC16VC4200-D31			2808	3089	16	200*210	105.56	13.5:1	210.5	478.27	430	Electric control unit pump	623.6	T3
2700GFH	2700	3370	3000	3750		309.4/185.7	343.8/206.3	22000	7.6*2.96*3.5	YC16VC4500-D31			3010	3311	16	200*210	105.56	13.5:1	210.5	478.27	430	Electric control unit pump	623.6	T3
3000GFH	3000	3750	3280	4100		343.8/206.3	375.9/225.5	23000	7.7*2.96*3.5	YC16VC4900-D31			3280	3608	16	200*210	105.56	13.5:1	210.5	478.27	430	Electric control unit pump	623.6	T3
500GFH	500	625	550	687.5	6300/10500	57.3/34.4	63/37.8	5500	4.2*1.6*2.1	S6R2-PTA-C	SME		575	635	6-L	170*180	29.96	14.1：1	94	195	134.3	Electronics	130	/
600GFH	600	750	660	825		68.8/41.3	75.6/45.4	5800	4.3*1.6*2.1	S6R2-PTAA-C			645	710	6-L	170*180	29.96	14.1：1	94	206	159.2	Electronics	155	/
1000GFH	1000	1250	1100	1375		114.6/68.8	126.1/75.6	11000	5.1*2.2*2.55	S12R-PTA-C			1080	1190	12-V	170*180	49.03	14.0：1	180	197	269	Electronics	300	/
1100GFH	1100	1375	1210	1512.5		126.1/75.6	138.7/83.2	11500	5.2*2.2*2.55	S12R-PTA2-C			1165	1285	12-V	170*180	49.03	13.5：1	180	197	247.8	Electronics	340	/
1200GFH	1200	1500	1300	1625		137.5/82.5	149/89.4	12000	5.2*2.2*2.55	S12R-PTAA2-C			1277	1404	12-V	170*180	49.03	13.5：1	180	221	315	Electronics	380	/
1300GFH	1300	1625	1430	1787.5		149/89.4	163.9/98.3	12500	5.6*2.2*2.8	S16R-PTA-C			1450	1590	16-V	170*180	65.37	14.0：1	230	214	325	Electronics	400	/
1500GFH	1500	1875	1600	2000		171.9/103.1	183.4/110	13000	5.8*2.2*2.8	S16R-PTA2-C			1600	1760	16-V	170*180	65.37	13.5：1	230	216	370	Electronics	540	/
1600GFH	1600	2000	1800	2250		183.4/110	206.3/123.8	13500	5.9*2.2*2.8	S16R-PTAA2-C			1684	1895	16-V	170*180	65.37	14.0：1	230	217	375	Electronics	540	/
1800GFH	1800	2250	2000	2500		206.3/123.8	229.2/137.5	17000	6.5*2.66*3.25	S16R2-PTAW-C			1960	2167	16-V	170*180	88	14.0：1	260	217	380	Electronics	600	/
1800GFH	1800	2250	2000	2500		206.3/123.8	229.2/137.5	18000	6.5*2.66*3.25	S16R2-A2PTAW-C			1960	2167	16-V	170*180	88	14.0：1	260	217	380	Electronics	600	/

The high–voltage generator sets

Genset												Engine											
Genset Model	Main power		Backup power		Rated voltage Power(V)	Main current Power(A)	Backup current Power(A)	Net Weight (kg)	Overall Dimensions L*W*H(m)	Engine Type	Brand		Main power Power(kW)	Backup power Power(KW)	No Of Cylinders	Bore/Stroke (mm)	Exhaust Cspacity (L)	Compression Ratio	Lubricating Capacity (L)	Fuel Consumptio (G/kW.H)	Fuel Consumptio (L/H)	Type Of Governor	Liquid coolind capacity(L)	Emission leveis
	kW	kVA	kW	kVA																				
500GFH	500	625	560	700		57.3/34.4	64.2/38.5	4000	3.9*1.2*1.9	6M33D633E200			575	633	6	150*185	19.6	15 : 1	52	≤ 210	138.3	Electric tuning		T2
600GF1H	/	/	600	750		#VALUE!	68.8/41.3	6400	3.9*1.2*1.9	6M33D670E200			610	670	6	150*185	19.6	15 : 1	54	≤ 210	171	Electric tuning		T2
600GFH	600	750	660	825		68.8/41.3	75.6/45.4	6400	4.75*2.1*2.6	6M33D725E200			680	748	12	150×150	31.8	15 : 1	54	≤ 210	171	Electric tuning		T2
640GFH	640	800	720	900		73.3/44	82.5/49.5	6500	4.8*2.1*2.7	12M26D792E200			720	792	12	150*150	31.8	15 : 1	55	≤ 210	181.1	Electric tuning		T2
720GFH	720	900	810	1012.5		82.5/49.5	92.8/55.7	6800	4.9*2.1*2.7	12M26D902E200			820	902	12	150*150	31.8	15 : 1	56	≤ 210	206.2	Electric tuning		T2
800GFH	800	1000	900	1125		91.7/55	103.1/61.9	7000	5.0*2.1*2.7	12M26D968E200			880	968	12	150*150	31.8	15 : 1	57	≤ 210	221.3	Electric tuning		T2
900GFH	900	1125	1000	1250		103.1/61.9	114.6/68.8	9000	4.5*1.5*2.2	12M33D1108E200			1007	1108	12	150*185	39.2	15 : 1	59	≤ 210	253.3	Electric tuning		T2
1000GFH	1000	1250	1100	1375		114.6/68.8	126.1/75.6	10000	4.5*1.5*2.2	12M33D1210E200			1100	1210	12	150*185	39.2	15 : 1	60	≤ 210	276.6	Electric tuning		T2
1100GFH	1100	1375	1200	1500		126.1/75.6	137.5/82.5	11000	4.6*1.7*2.5	12M33D1320E200			1200	1320	12	150*185	39.2	15 : 1	155	≤ 210	276.6	Electric tuning		T2
500GFH	500	625	560	700		57.3/34.4	64.2/38.5	4000	3.9*1.2*1.9	6M33D633E310			575	633	6	150*185	19.6	15.0:1	61	≤ 198	138.3	Electric controlled high-pressure common rail	120	T3
600GFH	600	750	660	825		68.8/41.3	75.6/45.4	6400	4.75*2.1*2.6	6M33D725E310			675	725	6	150*185	19.6	15.0:1	61	≤ 198	171	Electric controlled high-pressure common rail	120	T3
640GFH	640	800	720	900		73.3/44	82.5/49.5	6500	4.8*2.1*2.7	8M33D800E310			730	800	8	150*185	26.14	15.0:1	105	≤ 210	130.8	Electric controlled high-pressure common rail	150	T3
720GFH	720	900	810	1012.5		82.5/49.5	92.8/55.7	6800	4.9*2.1*2.7	8M33D895E310			815	895	8	150*185	26.14	15.0:1	105	≤ 210	130.8	Electric controlled high-pressure common rail	170	T3
800GFH	800	1000	900	1125		91.7/55	103.1/61.9	7000	5.0*2.1*2.7	8M33D975E310			890	975	8	150*185	26.14	15.0:1	105	≤ 210	130.8	Electric controlled high-pressure common rail	240	T3
720GFH	720	900	810	1012.5		82.5/49.5	92.8/55.7	6800	4.9*2.1*2.7	12M33D902E310			820	902	12	150*185	39.2	15.0:1	146	≤ 210	253.3	Electric controlled high-pressure common rail	250	T3
800GFH	800	1000	900	1125		91.7/55	103.1/61.9	7000	5.0*2.1*2.7	12M33D968E310			880	968	12	150*185	39.2	15.0:1	146	≤ 210	253.3	Electric controlled high-pressure common rail	250	T3
900GFH	900	1125	1000	1250		103.1/61.9	114.6/68.8	8500	4.5*1.5*2.2	12M33D1108E310			1007	1108	12	150*185	39.2	15.0:1	146	≤ 210	253.3	Electric controlled high-pressure common rail	300	T3
1000GFH	1000	1250	1100	1375		114.6/68.8	126.1/75.6	9000	4.5*1.5*2.2	12M33D1240E310			1130	1240	12	150*185	39.2	15.0:1	146	≤ 210	253.3	Electric controlled high-pressure common rail	340	T3
1100GFH	1100	1375	1200	1500		126.1/75.6	137.5/82.5	9500	4.6*1.7*2.5	12M33D1320E310			1200	1320	12	150*185	39.2	15.0:1	146	≤ 210	253.3	Electric controlled high-pressure common rail	380	T3
1200GFH	1200	1500	1350	1650		137.5/82.5	154.7/92.8	10000	4.75*1.7*2.5	12M33D1500E310			1350	1500	12	150*185	39.2	15.0:1	146	≤ 210	253.3	Electric controlled high-pressure common rail	380	T3
1250GFH	1250	1600	1360	1700		143.3/86	155.9/93.5	12000	5.2*2.11*2.5	16M33D1530E310			1390	1530	16	150*185	52.3	15.0:1	171	≤ 210	253.3	Electric controlled high-pressure common rail	400	T3
1300GFH	1300	1625	1440	1825		149/89.4	165/99	12500	5.2*2.11*2.5	16M33D1580E310			1430	1580	16	150*185	52.3	15.0:1	171	≤ 210	386	Electric controlled high-pressure common rail	420	T3
1400GFH	1400	1825	1520	1875		160.4/96.3	174.2/104.5	13000	5.3*2.11*2.5	16M33D1680E310			1530	1680	16	150*185	52.3	15.0:1	171	≤ 198	410	Electric controlled high-pressure common rail	480	T3
1500GFH	1500	1875	1600	2000		171.9/103.1	183.4/110	13500	5.3*2.11*2.5	16M33D1800E310			1680	1800	16	150*185	52.3	15.0:1	171	≤ 198	449	Electric controlled high-pressure common rail	540	T3
1600GFH	1600	2000	1800	2250		183.4/110	206.3/123.8	14000	5.4*2.11*2.5	16M33D1980E310			1800	1980	16	150*185	52.3	15.0:1	171	≤ 198	338	Electric controlled high-pressure common rail	540	T3
1600GFH	1660	2000	1820	2250		190.2/114.1	208.6/125.1	14000	6.3*2.55*2.98	20M33D2020E310			1850	2020	20	150*185	65.4	15.0:1	240	≤ 210	477	Electric controlled high-pressure common rail	540	T3
1800GFH	1800	2250	2000	2500		206.3/123.8	229.2/137.5	14500	6.3*2.55*2.98	20M33D2210E310			2010	2210	20	150*185	65.4	15.0:1	240	≤ 210	547	Electric controlled high-pressure common rail	600	T3
1800GFH	1800	2250	2000	2500		206.3/123.8	229.2/137.5	16000	6.2*2.6*3.1	12M55D2210E310			1985	2210	12	180*215	65.65	16.5:1	380	≤ 200	524	Electric controlled high-pressure common rail	600	T3
2000GFH	2000	2500	2200	2750		229.2/137.5	252.1/151.3	16500	6.2*2.6*3.1	12M55D2450E310			2200	2450	12	180*215	65.65	16.5:1	380	≤ 200	581	Electric controlled high-pressure common rail	750	T3
2200GFH	2200	2750	2400	3000		252.1/151.3	275/165	17000	6.2*2.6*3.1	12M55D2700E310			2420	2700	12	180*215	65.65	16.5:1	380	≤ 200	634	Electric controlled high-pressure common rail	750	T3
2250GFH	2250	2810	2500	3025		257.9/154.7	286.5/171.9	19000	6.7*2.77*3.24	16M55D2750E310			2500	2750	16	180*215	87.5	16.5:1	500	≤ 200	659	Electric controlled high-pressure common rail	750	T3
2400GFH	2400	3000	2600	3250		275/165	298/178.8	19800	6.7*2.77*3.24	16M55D2900E310			2646	2900	16	180*215	87.5	16.5:1	500	≤ 200	695	Electric controlled high-pressure common rail	780	T3
2600GFH	2600	3250	3000	3500		298/178.8	343.8/206.3	21300	6.7*2.77*3.24	16M55D3300E310			2900	3300	16	180*215	87.5	16.5:1	500	≤ 200	777	Electric controlled high-pressure common rail	780	T3
3000GFH	3000	4000	3200	4250		343.8/206.3	366.7/220	22000	6.7*2.77*3.24	16M55D3600E310			3300	3600	16	180*215	87.5	16.5:1	500	≤ 200	863	Electric controlled high-pressure common rail	780	T3

Weichai Power

Weichai Power T3

6300/10500

The high–voltage generator sets

Genset												Engine										
Genset Model	Main power		Backup power		Rated voltage Power(V)	Main current Power(A)	Backup current Power(A)	Net Weight (kg)	Overall Dimensions L*W*H(m)	Engine Type	Brand		Main power Power(kW)	Backup power Power(KW)	No Of Cylinders	Bore/Strokse (mm)	Exhaust Cspacity (L)	Compression Ratio	Lubricating Capacity (L)	Fuel Consumptio (G/kW.H)	Type Of Governor	Liquid coolind capacity(L)	E m i s s i o n leveis
	kW	kVA	kW	kVA																			
500GFH	500	625	550	687.5		57.3/34.4	63/37.8	2850	3.6*1.38*2.1	HTAA16EG5			562	588	V8	132*145	15.87	15.5:1	28	196.85	High voltage common rail	120	T3
500GFH	500	625	550	687.5		57.3/34.4	63/37.8	3500	3.8*1.38*2.1	HTAA20EG1			570	615	V10	132*145	19.84	15.5:1	34	198.82	High voltage common rail	120	T3
560GFH	560	675	600	742.5		64.2/38.5	68.8/41.3	3500	3.8*1.38*2.1	HTAA20EG3			630	675	V10	132*145	19.84	15.5:1	34	198.72	High voltage common rail	125	T3
600GFH	600	750	660	825		68.8/41.3	75.6/45.4	3500	3.8*1.38*2.1	HTAA20EG5			666	708	V10	132*145	19.84	15.5:1	34	198.62	High voltage common rail	132	T3
600GFH	600	750	660	825		68.8/41.3	75.6/45.4	4200	4.3*1.38*2.2	HTAA24EG1			672	735	V12	132*145	23.81	15.5:1	36	198.22	High voltage common rail	132	T3
640GFH	640	800	704	880		73.3/44	80.7/48.4	4200	4.3*1.38*2.2	HTAA24EG3			720	788	V12	132*145	23.81	15.5:1	36	198.12	High voltage common rail	140	T3
720GFH	720	900	792	990		82.5/49.5	90.8/54.5	4200	4.3*1.38*2.2	HTAA24EG5			765	850	V12	132*145	23.81	15.5:1	36	198.12	High voltage common rail	186	T3
720GFH	720	900	792	990		82.5/49.5	90.8/54.5	5300	4.7*2.15*2.3	HTAA32EG1			813	898	V16	132*145	31.75	15.5:1	48	196.48	High voltage common rail	186	T3
800GFH	8020	1000	880	1100		919.1/551.5	100.9/60.5	5400	4.7*2.15*2.3	HTAA32EG5			893	980	V16	132*145	31.75	15.5:1	48	197.32	High voltage common rail	224	T3
900GFH	900	1125	990	1089		103.1/61.9	113.5/68.1	5500	4.7*2.15*2.3	HTAA32EG7			960	1060	V16	132*145	31.75	15.5:1	48	196.38	High voltage common rail	286	T3
900GFH	900	1125	990	1089		103.1/61.9	113.5/68.1	6300	5.0*2.15*2.5	HTAA40EG1			998	1110	V20	132*145	39.69	15.5:1	60	198.02	High voltage common rail	286	T3
1000GFH	1000	1250	1100	1375		114.6/68.8	126.1/75.6	6400	5.0*2.15*2.5	HTAA40EG3			1110	1218	V20	132*145	39.69	15.5:1	60	196.52	High voltage common rail	310	T3
1000GFH	1000	1250	1100	1375		114.6/68.8	126.1/75.6	7550	4.9*2.15*2.45	STA(A)40EG1			1110	1210	V8	180*197	40.1	15.0:1	135	193.5	High voltage common rail	310	T3
1100GFH	1100	1375	1210	1512.5		126.1/75.6	138.7/83.2	7650	4.9*2.15*2.45	STA(A)40EG3			1221	1332	V8	180*197	40.1	15.0:1	135	194.4	High voltage common rail	340	T3
1200GFH	1200	1500	1320	1650		137.5/82.5	151.3/90.8	7750	4.95*2.15*2.45	STA(A)40EG5			1265	1390	V8	180*197	40.1	15.0:1	135	194.4	High voltage common rail	380	T3
1200GFH	1200	1500	1320	1650		137.5/82.5	151.3/90.8	9500	5.1*2.15*2.6	STA(A)50EG1			1332	1490	V10	180*197	50.13	15.0:1	145	189.6	High voltage common rail	380	T3
1350GFH	1350	1687.5	1485	1856.3	6300/10500	154.7/92.8	170.2/102.1	9750	5.1*2.15*2.6	STA(A)50EG5	Googol T3		1498	1665	V10	180*197	50.13	15.0:1	145	190.56	High voltage common rail	410	T3
1500GFH	1500	1875	1650	2062.5		171.9/103.1	189.1/113.5	10000	5.1*2.15*2.6	STA(A)50EG7			1659	1800	V10	180*197	50.13	15.0:1	145	197.34	High voltage common rail	520	T3
1500GFH	1500	1875	1650	2062.5		171.9/103.1	189.1/113.5	11000	5.8*2.2*2.8	STA(A)60EG3			1665	1832	V12	180*197	60.16	15.0:1	180	187.44	High voltage common rail	520	T3
1600GFH	1600	2000	1760	2200		183.4/110	201.7/121	11500	5.9*2.2*2.8	STA(A)60EG5			1780	1960	V12	180*197	60.16	15.0:1	180	191.55	High voltage common rail	540	T3
1640GFH	1640	2050	1840	2255		187.9/112.8	210.9/126.5	11500	5.9*2.2*2.8	STA(A)60EG7			1810	1988	V12	180*197	60.16	15.0:1	180	191.32	High voltage common rail	540	T3
1800GFH	1800	2250	2000	2500		206.3/123.8	229.2/137.5	12000	6.0*2.2*2.8	STA(A)60EG9			1980	2220	V12	180*197	60.16	15.0:1	180	190.59	High voltage common rail	610	T3
1800GFH	1800	2250	2000	2500		206.3/123.8	229.2/137.5	13500	6.6*2.6*3.0	STA(A)80EG3			2000	2220	V16	180*197	80.21	15.0:1	240	186.9	High voltage common rail	610	T3
2000GFH	2000	2500	2200	2750		229.2/137.5	252.1/151.3	14500	6.6*2.6*3.0	STA(A)80EG5			2220	2442	V16	180*197	80.21	15.0:1	240	188.3	High voltage common rail	620	T3
2200GFH	2200	2750	2420	3025		252.1/151.3	277.3/166.4	15500	6.6*2.6*3.0	STA(A)80EG7			2442	2665	V16	180*197	80.21	15.0:1	240	192.8	High voltage common rail	620	T3
2000GFH	2000	2500	2200	2750		229.2/137.5	252.1/151.3	16700	7.2*2.88*3.4	STA95EG1			2220	2442	V20	176.5*195	95.42	13.5:1	300	192.17	High voltage common rail	620	T3
2200GFH	2200	2750	2420	3025		252.1/151.3	277.3/166.4	17700	7.2*2.88*3.4	STA95EG3			2442	2686	V20	176.5*195	95.42	13.5:1	300	192.29	High voltage common rail	620	T3
2400GFH	2400	3000	2640	3300		275/165	302.6/181.5	18700	7.2*2.88*3.4	STA95EG5			2664	2930	V20	176.5*195	95.42	13.5:1	300	192.57	High voltage common rail	750	T3
2500GFH	2500	3125	2750	3437.5		286.5/171.9	315.2/189.1	20000	7.5*2.88*3.4	STA100EG7			2778	3056	V20	180*197	100.26	15.0:1	300	190	High voltage common rail	750	T3
2600GFH	2600	3250	2860	3575		298/178.8	327.8/196.7	21000	7.5*2.88*3.4	STA100EG9			2888	3180	V20	180*197	100.26	15.0:1	300	190	High voltage common rail	780	T3
2700GFH	2700	3375	3000	3750		309.4/185.7	343.8/206.3	22000	7.7*2.88*3.4	STA100EG11			3000	3330	V20	180*197	100.26	15.0:1	300	190	High voltage common rail	780	T3
3000GFH	3000	3750	3300	4125		343.8/206.3	378.2/226.9	23000	7.7*2.88*3.4	STA100EG13			3130	3450	V20	180*197	100.26	15.0:1	300	190	High voltage common rail	800	T3

FUEL GAS SET

Fuel gas set



Yingtai new generation Gas-fired power plant unit adopts international famous power such as Yuchai, Cummins, Weichai, Jichai, and supporting Yingtai (YINGTAI) generator. According to the combustion characteristics and control characteristics of natural gas, biogas, and gas in the cylinder, the diesel engine is redesigned and produced using the gas engine design concept. The special design and processing technology ensure that the engine has good stability and durability, with a power range of 30-4000KW. This unit adopts an electronic ignition system jointly developed by Green Ring Power and professional domestic manufacturers, including sensors designed specifically for the characteristics of this type of gas engine, dedicated ignition modules, ignition coils, and high-voltage wires. It has the characteristics of accurate ignition timing and high ignition energy. Extending the service life of spark plugs, optimizing the starting performance of the unit, greatly reducing the probability of detonation, and improving the stability of engine operation. Adopting a high-precision gas turbine dedicated gas governor, it has the advantages of high speed regulation progress, strong resistance to sudden load, and fast recovery time, better adapting to different types of loads of dry users. Each cylinder adopts a special valve design method, which increases the exhaust valve area, ensures sufficient intake and exhaust, increases the intake volume, greatly improves the torque and power of the engine, and also improves the sudden load capacity of the unit. The crankshaft is integrally forged from high-strength alloy cast iron, which improves the overall strength and stiffness, and has a long service life. The international advanced electronic mixer is adopted, which can adapt to various gases with methane concentration ranging from 30% to 100%. After the mixing of air and gas, the best air-fuel ratio is automatically adjusted electronically. In combination with the uniquely designed combustion chamber, the gas is fully burned, the gas consumption is reduced, the thermal efficiency of the engine is improved, and nox and other harmful gases in the exhaust gas are effectively reduced, reaching the Vanguard International Semiconductor Corporation advanced emission standards.

Genset						Engine																
Genset Model	Output Power 主用 kW	Output Power 备用 KVA	Current	Net Weight (kg)	Overall Dimensions L*W*H(m)	Brand	Engine Type	Main power Power(kW)	Backup power Power(KW)	No Of Cylinders	Rated speed (r/min)		Fire gas category	Methane quantity (MZ)	Consumption of mobile oil (g/kw.h)	Bore/ Strokse (mm)	Exhaust Cspacity (L)	Compression Ratio	Lubricating Capacity (L)	Liquid coolind capacity(L)	Fuel gas mixing temperature	Gas consumption (m^3/kw.h)	Type Of Governor
30GF-A	30	37.5	54	800	1.8*0.9*1.4	CUMMINS	4B-G	33	36	4	1500		天然气，LNG,CNG	≥ 70	≤ 0.5	102×120	3.9	10.5:1	10.9	17.2	≤ 50℃	0.3	Gas electronic speed regulation
50GF-A	50	62.5	90	950	1.8*0.9*1.5		6B-G	55	61	6			天然气，LNG,CNG	≥ 70	≤ 0.5	102×120	5.9	10.5:1	16.4	21.9	≤ 50℃	0.3	Gas electronic speed regulation
80GF-A	80	100	144	1250	2.45*0.9*1.5		6BT-G	88	96	6			天然气，LNG,CNG	≥ 70	≤ 0.5	102×120	5.9	10.5:1	16.4	21.9	≤ 50℃	0.3	Gas electronic speed regulation
100GF-A	100	125	180	1500	2.45*1.1*1.65		6CT-G	110	125	6			天然气，LNG,CNG	≥ 70	≤ 0.5	114×135	8.3	10.5:1	23.8	24.3	≤ 50℃	0.3	Gas electronic speed regulation
120GF-A	120	150	216	1700	3.3*1.0*1.93		NT855-GA	140	160	6			天然气，LNG,CNG	≥ 70	≤ 0.5	140×152	14	10.5:1	36.7	63.9	≤ 50℃	0.3	Gas electronic speed regulation
150GF-A	150	187.5	270	2100	3.3*1.0*1.93		NTA855-G7	163	180	6			天然气，LNG,CNG	≥ 70	≤ 0.5	140×152	14	10.5:1	36.7	63.9	≤ 50℃	0.3	Gas electronic speed regulation
200GF-A	200	250	360	2500	3.55*1.15*2.15		NTAA855-G7	220	245	6			天然气，LNG,CNG	≥ 70	≤ 0.5	140×152	14	10.5:1	36.7	63.9	≤ 50℃	0.3	Gas electronic speed regulation
300GF-A	300	375	540	3000	3.85*1.53*2.27		KTAA19-G6	330	365	6			天然气，LNG,CNG	≥ 70	≤ 0.6	159×159	18.9	10.5:1	50	132	≤ 50℃	0.3	Gas electronic speed regulation
400GF-A	400	500	720	3700	4.3*1.62*2.37		KT38-G2	440	480	12			天然气，LNG,CNG	≥ 70	≤ 0.6	159×159	37.8	9.5:1	135	290	≤ 50℃	0.3	Gas electronic speed regulation
500GF-A	500	625	900	4200	4.3*1.62*2.37		KT38-G2A	550	600	12			天然气，LNG,CNG	≥ 70	≤ 0.6	159×159	37.8	9.5:1	135	290	≤ 50℃	0.3	Gas electronic speed regulation
600GF-A	600	750	1080	5200	4.55*1.85*2.45		KT38-G5	660	720	12			天然气，LNG,CNG	≥ 70	≤ 0.6	159×159	37.8	9.5:1	135	290	≤ 50℃	0.3	Gas electronic speed regulation
800GF-A	800	1000	1440	8200	5.12*2.04*2.64		KTA50-G3	880	980	16			天然气，LNG,CNG	≥ 70	≤ 0.6	159×159	50.3	9.5:1	177	351	≤ 50℃	0.3	Gas electronic speed regulation
1000GF-A	1000	1250	1800	9200	5.12*2.04*2.7		KTA50-G8	1100	1230	16			天然气，LNG,CNG	≥ 70	≤ 0.6	159×159	50.3	9.5:1	177	351	≤ 50℃	0.3	Gas electronic speed regulation
50GF-A	50	62.5	90	872	1.9*0.77*1.2	YUCHAI	YC4D90N-D30	60	66	4			天然气，LNG,CNG	≥ 70	≤ 0.3	108×115	4.214	17.5:1	13	24	≤ 50℃	0.3	Gas electronic speed regulation
64GF-A	64	80	115.2	1200	2.2*0.8*1.2		YC4G115N-D30	75	83	4			天然气，LNG,CNG	≥ 70	≤ 0.3	108×115	4.214	17.5:1	13	24	≤ 50℃	0.3	Gas electronic speed regulation
70GF-A	70	87.5	126	1210	2.2*0.8*1.2		YC4G115N-D30	75	83	4	1500		天然气，LNG,CNG	≥ 70	≤ 0.3	108×115	4.214	17.5:1	13	30	≤ 50℃	0.3	Gas electronic speed regulation
80GF-A	80	100	144	1328	2.3*0.8*1.3		YC4G135N-D30	90	99	4			天然气，LNG,CNG	≥ 70	≤ 0.3	108×115	6.871	17.5:1	17	31	≤ 50℃	0.3	Gas electronic speed regulation
90GF-A	90	112.5	162	1378	2.4*0.8*1.33		YC6J155N-D30	103	113	6			天然气，LNG,CNG	≥ 70	≤ 0.3	108×115	6.871	17.5:1	17	31	≤ 50℃	0.3	Gas electronic speed regulation
100GF-A	100	125	180	1378	2.5*0.8*1.4		YC6G180N-D30	120	132	6			天然气，LNG,CNG	≥ 70	≤ 0.3	108×115	10.34	17.5:1	17	31	≤ 50℃	0.3	Gas electronic speed regulation
120GF-A	120	150	216	1520	2.5*0.9*1.4		YC6G205N-D30	138	152	6			天然气，LNG,CNG	≥ 70	≤ 0.3	108×125	10.34	17.5:1	17	45	≤ 50℃	0.3	Gas electronic speed regulation
160GF-A	160	200	288	1600	2.5*0.96*1.52		YC6MK270N-D30	180	198	6			天然气，LNG,CNG	≥ 70	≤ 0.3	123×145	16.35	16.8:1	46.7	65	≤ 50℃	0.3	Gas electronic speed regulation
180GF-A	180	225	324	1800	2.8*1.1*1.6		YC6MK315N-D31	210	231	6			天然气，LNG,CNG	≥ 70	≤ 0.3	123×145	19.598	16.8:1	46.7	65	≤ 50℃	0.3	Gas electronic speed regulation
250GF-A	250	312.5	450	3400	3.4*1.2*1.6		YC6T450N-D30	300	330	6			天然气，LNG,CNG	≥ 70	≤ 0.3	145×165	39.584	15:01	56	89.6	≤ 50℃	0.3	Gas electronic speed regulation
350GF-A	350	437.5	630	3735	3.5*1.2*1.8		YC6TD600N-D30	400	440	6			天然气，LNG,CNG	≥ 70	≤ 0.3	152×180	19.598	14:01	55	130.5	≤ 50℃	0.3	Gas electronic speed regulation
400GF-A	400	500	720	6700	4.5*1.4*2.1		YC6C660N-D30	441	485	6			天然气，LNG,CNG	≥ 70	≤ 0.3	200×210	39.584	14.5:1	160	191.7	≤ 50℃	0.3	Gas electronic speed regulation
450GF-A	450	562.5	810	6800	4.6*1.4*2.2		YC6C750N-D30	500	550	6			天然气，LNG,CNG	≥ 70	≤ 0.3	200×210	39.584	14.5:1	160	191.7	≤ 50℃	0.3	Gas electronic speed regulation
500GF-A	500	625	900	6900	4.7*1.5*2.3		YC6C840N-D30	561	617	6			天然气，LNG,CNG	≥ 70	≤ 0.3	200×210	39.584	14.5:1	160	191.7	≤ 50℃	0.3	Gas electronic speed regulation
560GF-A	560	700	1008	7000	4.8*1.6*2.3		YC6C935N-D30	625	687.5	6			天然气，LNG,CNG	≥ 70	≤ 0.3	200×210	39.584	14.5:1	160	191.7	≤ 50℃	0.3	Gas electronic speed regulation
900GF-A	900	1125	1620	9000	5.2*1.8*2.2		YC12VC1520N-D30	1016	1117.7	12			天然气，LNG,CNG	≥ 70	≤ 0.3	200×210	105.558	13.5:1	493	600	≤ 50℃	0.3	Gas electronic speed regulation
1000GF-A	1000	1250	1800	12000	6.5*1.8*2.3		YC12VC1680N-D30	1120	1232	12			天然气，LNG,CNG	≥ 70	≤ 0.3	200×210	105.558	13.5:1	493	600	≤ 50℃	0.3	Gas electronic speed regulation
1200GF-A	1200	1500	2160	13000	6.6*1.8*2.3		YC12VC2070N-D30	1380	1518	12			天然气，LNG,CNG	≥ 70	≤ 0.3	200×210	105.558	13.5:1	493	600	≤ 50℃	0.3	Gas electronic speed regulation

ST/STC Brush Generator

Specifications of ST single-phase and STC three-phrase synchronous generators

Our company has a history of producing ST (single-phase) and STC (three-phase) generators for 50 years, with a total of hundreds of thousands of self-produced units. The technology is mature and the performance is superior. Generator feature description: 1. Steel plate shell structure. 2 Third harmonic excitation. 3. Strong ability to start asynchronous machines. 4. Able to adapt to harsh environments. 5. Excellent cost-effectiveness.







Model	Capacity KVA	Power KW	Voltage	Current A	Number of phases	Frequency HZ	Protection level IP	Insulation level	Pressure regulation rate%
STC5	6.25	5	400	9	3	50	21	B	5
STC7.5	9.375	7.5	400	13.5	3	50	21	B	5
STC10	12.5	10	400	18	3	50	21	B	5
STC12	15	12	400	21.6	3	50	21	B	5
STC15	18.75	15	400	27	3	50	21	B	5
STC20	25	20	400	36	3	50	21	B	3
STC24	30	24	400	43.2	3	50	21	B	3
STC30	37.5	30	400	54	3	50	21	B	3
STC40	50	40	400	72	3	50	21	B	3
STC50	62.5	50	400	90	3	50	21	B	2
STC64	80	64	400	115.2	3	50	21	B	2
STC75	93.75	75	400	135	3	50	21	B	2
STC90	112.5	90	400	162	3	50	21	B	2
STC100	125	100	400	180	3	50	21	B	2
STC120	150	120	400	216	3	50	21	B	2
ST-5	5	5	230	21.7	1	50	21	B	5
ST-10	10	10	230	43.5	1	50	21	B	5
ST-12	12	12	230	52.2	1	50	21	B	5
ST-24	24	24	230	104.4	1	50	21	B	5

YTW Brushless Generator

Specifications of YTW brushless 3-p synchronous generator



This product has been digested and absorbed into advanced foreign technology production, with advanced technology and superior performance. The patent was granted by the China National Intellectual Property Administration.

The Jiangsu Science and Technology Department has confirmed it as a provincial high-tech product and included it in the Torch Plan.

The product has passed the IS09001:2000I international quality system certification.

Obtain a telecommunications product network access license from the Ministry of Information Industry.

Tested by the National Quality Testing Center for Small and Medium Motors, it meets relevant standards.

Received the Jiangsu Provincial Science and Technology Achievement Award through provincial appraisal. The quality insurance shall be undertaken by Ping An Insurance Insurance Company of China.

Through the transition interface: it can be matched with domestic and foreign famous brands such as MTU, VOLVO, Perkins, Cummins, Yuchai, Shangchai, Weichai, Deutz AG, etc.

10-2000KW brushless generators of various specifications have been used by users and have shown good response.

Model	Capacity KVA	Power KW	Voltage	Current A	Number of phases	Frequency HZ	Protection level IP	Insulation level	Pressure regulation rate%
YTW6.5	8.125	6.5	400	11.7	3	50/60	IP23	H	1
YTW9	11.25	9	400	16.2	3	50/60	IP23	H	1
YTW11	13.75	11	400	19.8	3	50/60	IP23	H	1
YTW13	16.25	13	400	23.4	3	50/60	IP23	H	1
YTW18	22.5	18	400	32.4	3	50/60	IP23	H	1
YTW22	27.5	22	400	39.6	3	50/60	IP23	H	1
YTW25	31.25	25	400	45	3	50/60	IP23	H	1
YTW30	37.5	30	400	54	3	50/60	IP23	H	1
YTW34	42.5	34	400	61.2	3	50/60	IP23	H	1
YTW40	50	40	400	72	3	50/60	IP23	H	1
YTW50	62.5	50	400	90	3	50/60	IP23	H	1
YTW60	75	60	400	108	3	50/60	IP23	H	1
YTW70	87.5	70	400	126	3	50/60	IP23	H	1
YTW80	100	80	400	144	3	50/60	IP23	H	1
YTW96	120	96	400	172.8	3	50/60	IP23	H	1
YTW112	140	112	400	201.6	3	50/60	IP23	H	1
YTW128	160	128	400	230.4	3	50/60	IP23	H	1
YTW144	180	144	400	259.2	3	50/60	IP23	H	1
YTW160	200	160	400	288	3	50/60	IP23	H	1
YTW184	230	184	400	331.2	3	50/60	IP23	H	1
YTW200	250	200	400	360	3	50/60	IP23	H	1
YTW200	250	200	400	360	3	50/60	IP23	H	1
YTW235	293.75	235	400	423	3	50/60	IP23	H	1
YTW268	335	268	400	482.4	3	50/60	IP23	H	1
YTW300	375	300	400	540	3	50/60	IP23	H	1
YTW400	500	400	400	720	3	50/60	IP23	H	1
YTW440	550	440	400	792	3	50/60	IP23	H	1
YTW488	610	488	400	878.4	3	50/60	IP23	H	1
YTW536	670	536	400	964.8	3	50/60	IP23	H	1
YTW600	750	600	400	1080	3	50/60	IP23	H	0.5
YTW640	800	640	400	1152	3	50/60	IP23	H	0.5
YTW728	910	728	400	1310.4	3	50/60	IP23	H	0.5
YTW800	1000	800	400	1440	3	50/60	IP23	H	0.5
YTW904	1130	904	400	1627.2	3	50/60	IP23	H	0.5
YTW1000	1250	1000	400	1800	3	50/60	IP23	H	0.5
YTW1008	1260	1008	400	1814.4	3	50/60	IP23	H	0.5
YTW1120	1400	1120	400	2016	3	50/60	IP23	H	0.5
YTW1240	1550	1240	400	2232	3	50/60	IP23	H	0.5
YTW1320	1650	1320	400	2376	3	50/60	IP23	H	0.5
YTW1520	1900	1520	400	2736	3	50/60	IP23	H	0.5
YTW1664	2080	1664	400	2995.2	3	50/60	IP23	H	0.5
YTW1760	2200	1760	400	3168	3	50/60	IP23	H	0.5

MULTIFUNCTIONAL POWER STATION

Multifunctional power station

Manual control screen (Made in China)——basic configuration

*startup and shutdown function and the specific basic configuration and functions as follows
*Startup and shutdown controller
*Ammeter and selector switch
*Voltmeter and selector switch
*Frequency meter (Installing wattmeter and power-factor meter if the generator set power is above 120KW)
*The power supply and generating instructions 、 Breaker

Manual control screen (Joint-venture brand)—— Standard configuration

*Startup and shutdown function and the specific basic configuration and functions as follows
*Start/stop controller
*Three-phrase AC ammeter (ammeter and selector switch)
*Voltmeter and selector switch
*Frequency table
*Stop switch
*Control: show: battery cell volt、frequency、time clock、water temperature、oil pressure
*Protection : high water temperature, low fuel pressure , high / low voltage, high / low frequency
*Alarm:over speed、high water temperature、low fuel pressure 、charging failure 、sending sound and light alarm
*Non-mains (no-voltage) automatic startup
*Automatic/ manual / shutdown selector functions
*Start delay (3-5 S Can be set)
*Shutdown delay (0-270 S Can be set)

Automatic control screen (Joint-venture brand)——Optional configuration

*Liquid crystal screen shows the operating steps, states, errors and the parameters of the generator unit
*With RS232 or RS485 interface, and long-distance remote control ,telemetry and remote signaling functions
*The survey data contains
*Engine rotate speed
*Oil pressure
*EFImachines
*Coolant temperature
*Add up (runtime、boot-strap of times and electric energy)
*Date and time
*Batteryvoltage
*Charging generator voltage
*Phase voltage (generate electricity)
*Line voltage (generate electricity)
*Generating frequency
*Generating current
*Generator output (active power 、reactive power、 apparent power、power factor、 generate electricity frequency)
*Fuel level (%)
*phase voltage (commercial power)
*Line voltage (commercial power)
*commercial electricity frequency

Automatic transfer switch panel (ATS)

*Three-pole, four-pole inter-locking switch
*Indicator for mains , power generating and loading
*Automatic/manual selector switch
*The screen body has undergone sandblasting and passivation treatment
*Enough space is allowed for input and output cable
*Automatic switching time, no more than 7s (adjustable)

Unmanned, fully automated stand-alone control panel

*Can provide automatic control features and automatic load switch functionality integrated stand-alone control cabinet according the user's demand. It is easy to operate and suitable for centralized control of electrical equipment.

Automatic Combing control panel

*More than one machines are combined to form a electric grid , which is more reliable for power supply
*Manual/semi-automatic/automatic, double-combined or multi-combined function
*The features of centralized control and load distribution make maintenance and repair more convenient
*It is more economical. It can be adjustable according to practical loading conditions and save fuel
*Adding equipment is flexible. The equipment can be added at any time to satisfy additional load according to the demand.

Encloser (low noise series)

*Adapting the city environmental protection request, the noise can be controlled 75db(A) about.

Encloser (move series)

*Will be advantageous for the open country construction.

Additional functions (optional)

1、heater
*Diesel engine water preheat system for starting against the cold and low temperature
2、Charger for AC
*For charging in pre-working state
3、Daily oil tank
*Chassis oil tank for 8-hour use ,or add bigger tank beside the generator set
4、Intensified silencer
*To meet the needs of environmental protection, an intensified silencer can be used. The twice recycled silencing system can achieve a better muting effect.

Automobile power station

*Will be suitable for the open country emergency use

Power station (Shelter type power station)

*Will be applicable to the bad environment and low temperature place

Standby spare parts

*According to the user's request, can deploy 1000 to 5000 hours' spare parts



Control cabinet (KMII)



Control cabinet (YT6510)



Control cabinet (V A Hz Cos ¢ KW)



Control cabinet (Luxury YT6110)



Grid connected cabinet

LOW NOISE, MOBILE POWER STATION

Low noise, mobile power station

YINGTAI series low noise generator, a mute effect is good, low fuel consumption, heat dissipation effect is good, and the advantages of power energy, can choose domestic or joint venture and imported brands of engine.

Generator can select Yingtai brand YTW series or international brand of generators.Generating set configuration is rich, good appearance, superior performance,the nose of 7m is less than 72dB.



10–100KW Silent power station



50–200KW Silent power station



200–800KW Silent power station



Container energy storage system



Civil power vehicle



Container mute unit



Two wheeled mobile silent power station



Mute Power Station (Spurts Models)



Wind power project power station



Four–Wheel Movable Power Station



Dongfeng Cummins (Luxury) 6BTA Series



Emergency power supply vehicle (shelter)

ELECTRICAL CONTROL CABINET

Electrical control cabinet

The main products are: KYN28, XGN15 series high voltage switchgear;GGD ac low voltage complete switchgear, low voltage reactive power compensation device;GCS, MNS series and houndreds types product as like GCK low-voltage withdrawable switchgear;XL, JXF various series of lighting box, power box, bus duct and cable bridge, Marine electrical equipment, power transformer.



Metal–clad withdrable switch gear



Metal–clad withdrable switchgear



Low–voltage with drawable switchgear



Low–voltage with drawable switchgear



Low–voltage fixed switchgear



Low–voltage reactive power compensation assemblies